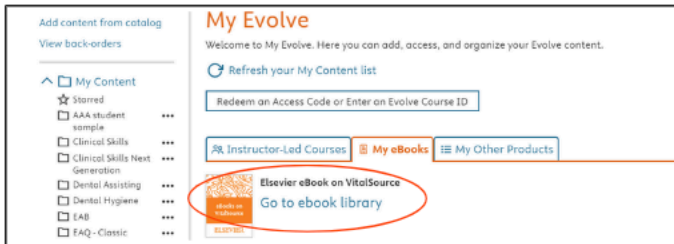


Redeem Access Codes From Your eBooks

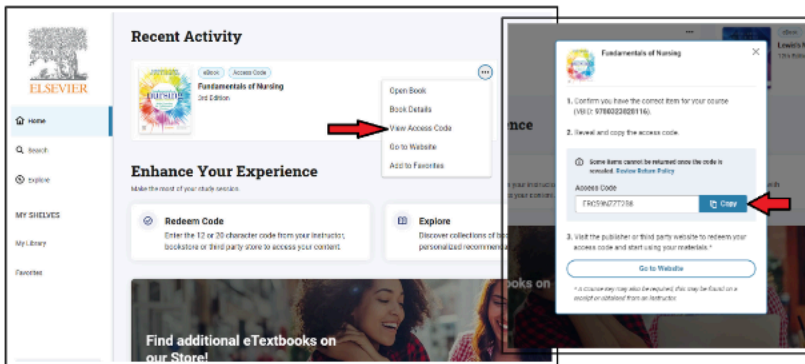
Elsevier partners with VitalSource so that students can engage with their eBooks using the read-aloud, highlighting, bookmarking, and annotating features. Once you have created your free VitalSource account, you will have access to your full library of access codes. Then, simply copy and paste the code into your Evolve portal.

1



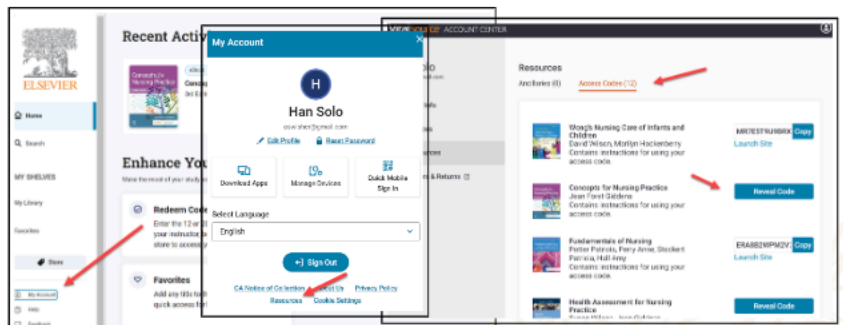
To begin, select the *My eBooks* tab from your Evolve portal. We suggest right-clicking and opening the *Go to eBook Library* link in a new tab so that your Evolve portal tab stays open as you complete the next step.

2



You'll be redirected to the VitalSource library where you should see all of your Elsevier eBooks. Select *View Access Code* from the desired eBook, and copy the code that pops up. You will then need to paste this back into your Evolve portal.

(You can also access all of your resources by selecting *My Account* and clicking on *Resources*. Codes from all of your eBooks will become available in a new window and under the second tab.)



3

Now, just copy and paste the code(s) into your Evolve portal, and click *Submit*. Once you've selected *Redeem*, a confirmation box will appear with the eBook and order number for reference.

