



Before you copy your Sherpath course in Blackboard Learn

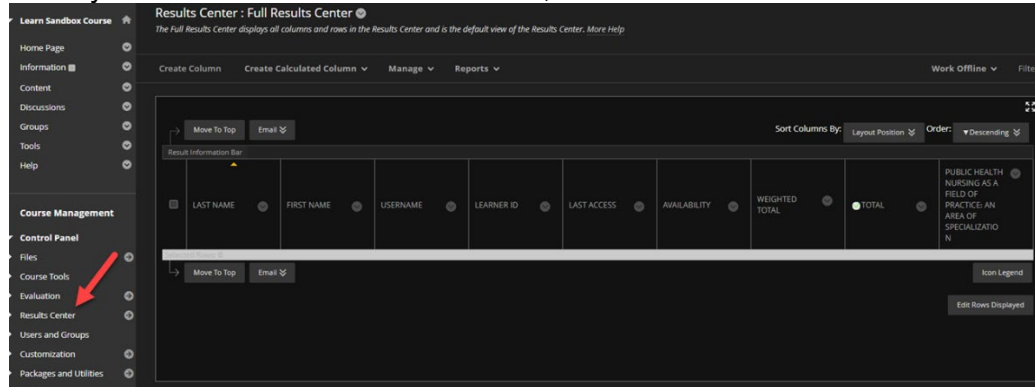
To ensure smooth grade passback follow the steps below to remove duplicate assignments from your Blackboard Learn course before new assignments are linked.

Contents

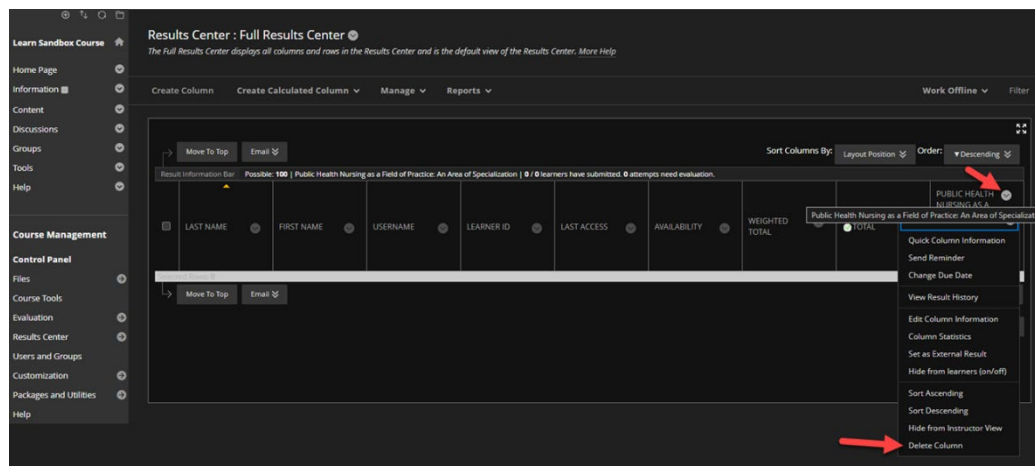
Steps to Follow	2
Resources	3

Steps to Follow

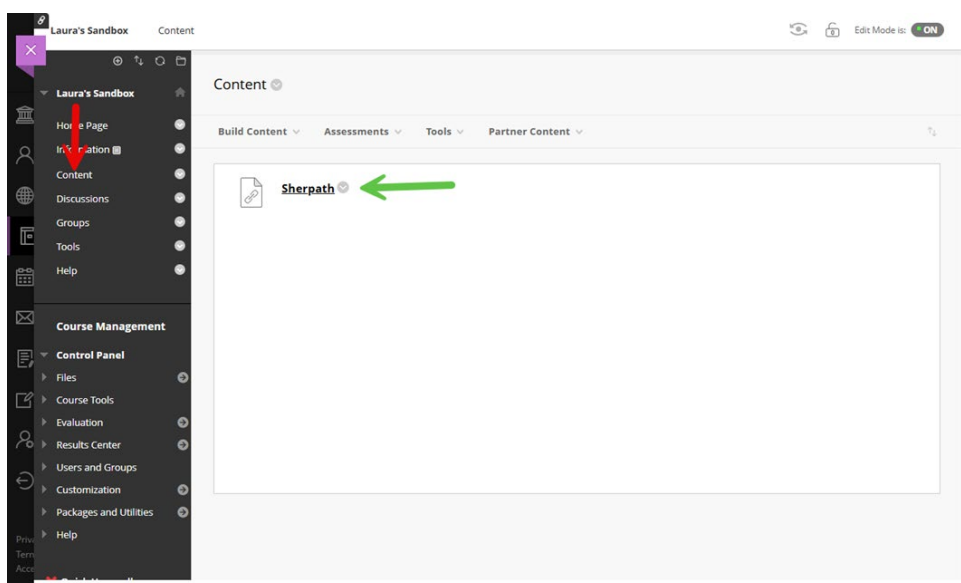
1. In your new Blackboard Learn course, click “Results Center”.



2. Delete any old Sherpath assignments that may have carried over from your prior course by clicking the dropdown arrow to the right of the assignment then “Delete Column”..



3. Click “Content”, then click your Sherpath link to copy from your prior course.





new course resources are remaining previously

- Maternal Health Digital Clinical Experiences
- Pediatrics Digital Clinical Experiences
- Book-Organized: Perry Maternal Child Nursing Care - Sherpath for Maternal Newborn and Pediatric Nursing Combined
- Book-Organized: Sherpath for Key Clinical Calculations

In order to get started, please select how you'd like to organize your course resources.

Course name *

NUR 101

☐ Create a new course ☒ Copy an existing course

PLEASE NOTE: If this course shell was created by copying a previous course in your Learning Management System (LMS), the graded assignments in the previous course will be copied over to the LMS Gradebook for this new course. Please delete these previously graded assignments from the LMS Gradebook for this course shell before creating your course in Sherpath. This will ensure that any ungraded assignments do not appear in the LMS Gradebook for your new course. Once the previously graded assignments are deleted from the LMS Gradebook for this course, you can perform the course copy in Sherpath to create your new course. For any questions, please contact our Customer Support Team.

Select a course to copy *

MASTER NSG 222: Family Nursing (SUMMER 2024) (created on Feb. 29, 2024)

Course start date *

05-05-2025

Preview

Preview displays the contents of the course that you selected to copy. All folders and assignments shown in the Preview will be carried over to your new course. You can change the folder labels from Course Plan after creating your new course.

You will be able to add, remove, and move items after the course is created.

- UNIT: Nursing Support of Women's Health
 - Chapter 4, Reproductive System Concerns
 - eBook Reading:
 - Chapter 4, Reproductive System Concerns: pp. 62-103 (42 pages, est. 2 hr 5 min)
 - Perry: Maternal Child Nursing Care, 7th Edition
 - Visible May 5, 2025 at 12:00am CDT
 - PowerPoint Slides
 - Chapter 4, Reproductive System Concerns
 - Visible May 5, 2025 at 12:00am CDT
 - Lesson:
 - Reproductive System Concerns
 - Chapter 4, Reproductive System Concerns
 - Visible May 5, 2025 at 12:00am CDT
 - Due May 11, 2025 at 1:59pm CDT

Click "Results Center" to verify your new Sherpath assignments have filtered to your course.

Learn Sandbox Course

Home Page

Information

Content

Discussions

Groups

Tools

Help

Course Management

Control Panel

Files

Course Tools

Evaluation

Results Center

Users and Groups

Customization

Packages and Utilities

Results Center : Full Results Center

The Full Results Center displays all columns and rows in the Results Center and is the default view of the Results Center.

Create Column Create Calculated Column Manage Reports

Move To Top Email

Result Information Bar

LAST NAME	FIRST NAME	USERNAME	LEARNER

Move To Top Email

NOTE: Unpublishing and/or deleting Sherpath assignments in Bb breaks the connection for Sherpath to pass grades to Bb.

Resources

- [Before you Copy Your Sherpath Course in Blackboard Learn \(Video\)](#)



Sherpath