



Before you copy your Sherpath course in Moodle

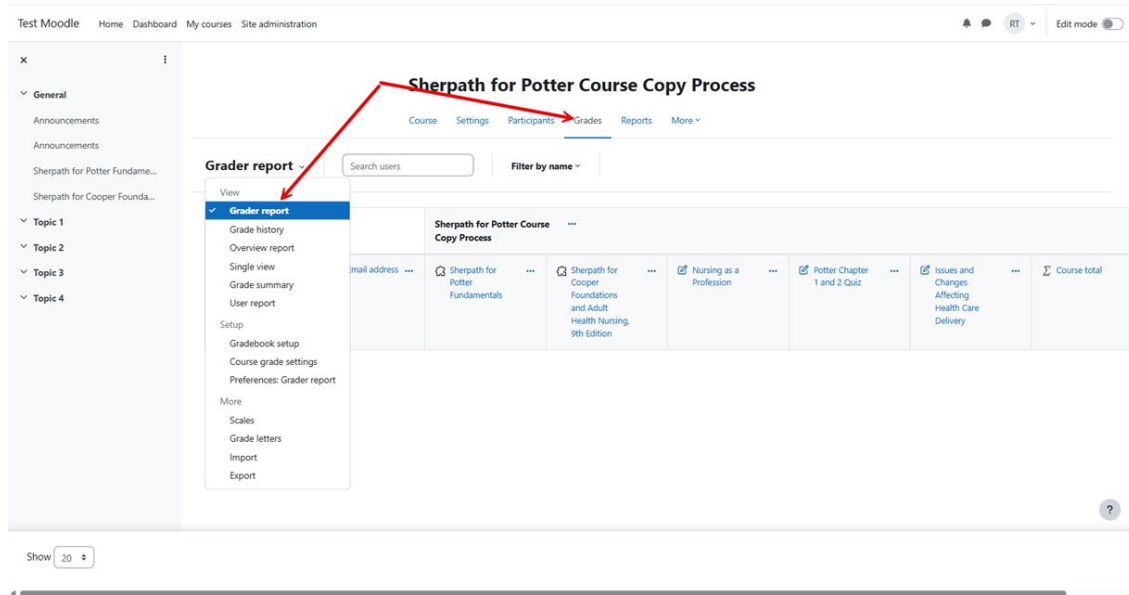
To ensure smooth grade pass back follow the steps below to remove duplicate assignments from your Moodle course before new assignments are linked.

Contents

Steps to Follow	2
Resources	4

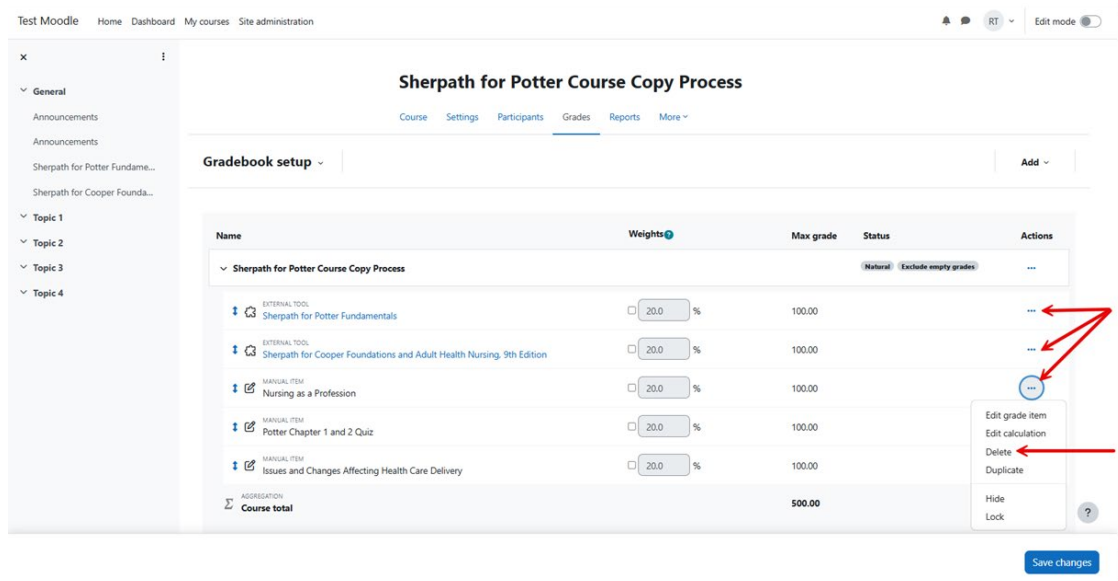
Steps to Follow

1. In your new Moodle course, click “Grades” then “Grader report



The screenshot shows the Moodle interface for a course titled "Sherpath for Potter Course Copy Process". The top navigation bar includes "Course", "Settings", "Participants", "Grades", "Reports", and "More". The "Grades" tab is selected. On the left, a sidebar menu shows "Grader report" selected under the "View" section. The main content area displays a table of assignments with columns for "Name", "Weights", "Max grade", "Status", and "Actions". The table lists several assignments, including "Sherpath for Potter Fundamentals", "Sherpath for Cooper Foundations and Adult Health Nursing, 9th Edition", "Nursing as a Profession", "Potter Chapter 1 and 2 Quiz", and "Issues and Changes Affecting Health Care Delivery". A red arrow points from the "Grader report" menu item to the "Grader report" tab in the top navigation bar.

2. Delete any old Sherpath assignments that may have carried over from your prior course by clicking the dropdown arrow to the right of the assignment then “Delete”.



The screenshot shows the Moodle "Gradebook setup" interface for the course "Sherpath for Potter Course Copy Process". The "Gradebook setup" tab is selected. The table lists assignments with columns for "Name", "Weights", "Max grade", "Status", and "Actions". The "Actions" column for each assignment has a dropdown menu with options: "Edit grade item", "Edit calculation", "Delete", "Duplicate", "Hide", and "Lock". A red arrow points from the "Delete" option in the dropdown menu to the "Delete" button in the top right corner of the interface.

3. Click “Content”, then click your Sherpath link to copy from your prior course.

X

- General
 - Announcements
 - Sherpath for Potter Fundame...
 - Sherpath for Cooper Founda...
- Topic 1
- Topic 2
- Topic 3
- Topic 4

Sherpath for Potter Course Copy Process

Bulk actions

Course Settings Participants Grades Reports More ▾

General
Collapse all

Announcements

Sherpath for Potter Fundamentals

Sherpath for Cooper Foundations and Adult Health Nursing, 9th Edition

+ Add an activity or resource


+ Add topic

Topic 1

+ Add an activity or resource

+ Add topic

Topic 2



THIS TOOLBOX ENHANCES THE LEARNING EXPERIENCE

- Maternal Health Digital Clinical Experiences
- Pediatrics Digital Clinical Experiences
- Book-Organized: Perry Maternal Child Nursing Care - Sherpath for Maternal Newborn and Pediatric Nursing Combined
- Book-Organized: Sherpath for Kee Clinical Calculations

In order to get started, please select how you'd like to organize your course resources.

☐ Create a new course
 ☒ Copy an existing course

PLEASE NOTE: If this course shell was created by copying a previous course in your Learning Management System (LMS), the graded assignments in the previous course will be copied over to the LMS Gradelink for this new course.

Please delete these previously graded assignments from the LMS Gradelink for this course shell before creating your course in Sherpath. This will ensure that any unwanted assignments do not appear in the LMS Gradelink for your new course. Once the previously graded assignments are deleted from the LMS Gradelink for this course, you can perform the course copy in Sherpath to create your new course. For any questions, please contact our Customer Support Team.

Select a course to copy *

MATER NSG 222: Family Nursing (SUMMER 2024) (created on Feb. 24, 2024)

Course start date *

05-05-2025

Create Your Course

Cancel

Preview

Preview displays the contents of the course that you selected to copy. All folders and assignments shown in the Preview will be carried over to your new course. You can change the folder labels from Course Plan after creating your new course.

You will be able to add, remove, and move items after the course is created.

— UNIT 1: Nursing Support of Woman's Health

— Chapter 4, Reproductive System Concerns

— eBook Reading:

Chapter 4, Reproductive System Concerns: pp. 62-103 (12 pages; est. 2 to 6 min)

— New: Maternal Child Nursing Care, 7th Edition

— Visible May 5, 2025 at 12:00am CDT

— Evolve Instructor Resource:

PowerPoint Slides

Chapter 4, Reproductive System Concerns

— Visible May 5, 2025 at 12:00am CDT

— Lessons:

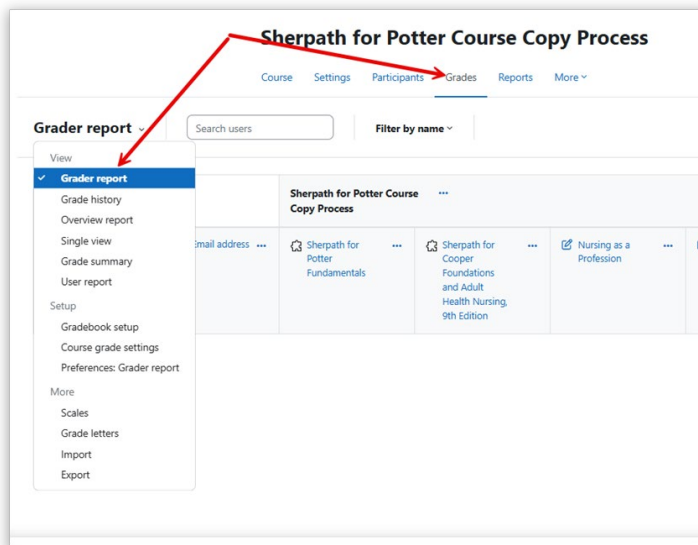
Reproductive System Concerns

Chapter 4, Reproductive System Concerns

— Visible May 5, 2025 at 12:00am CDT

— Due May 11, 2025 at 11:59pm CDT

4. Click “Grades” then “Grader report” to verify your new Sherpath assignments have filtered to your course.



NOTE: Unpublishing and/or deleting Sherpath assignments in Brightspace breaks the connection for Sherpath to pass grades to Brightspace.

Resources

- [Before you Copy Your Sherpath Course in Moodle \(Video\)](#)