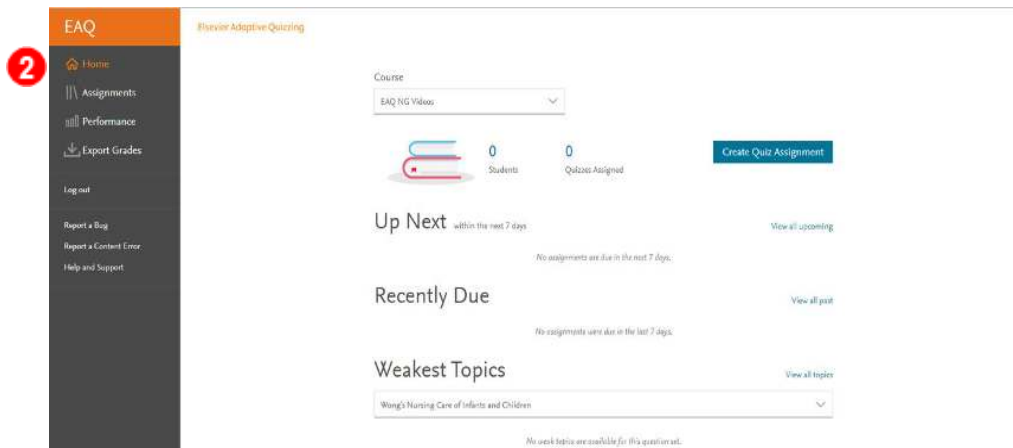


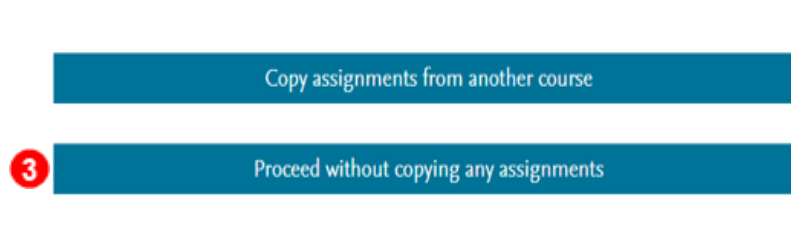
EAQ NG: Creating a New Course

In this guide, we demonstrate how to create a new EAQ NG course.

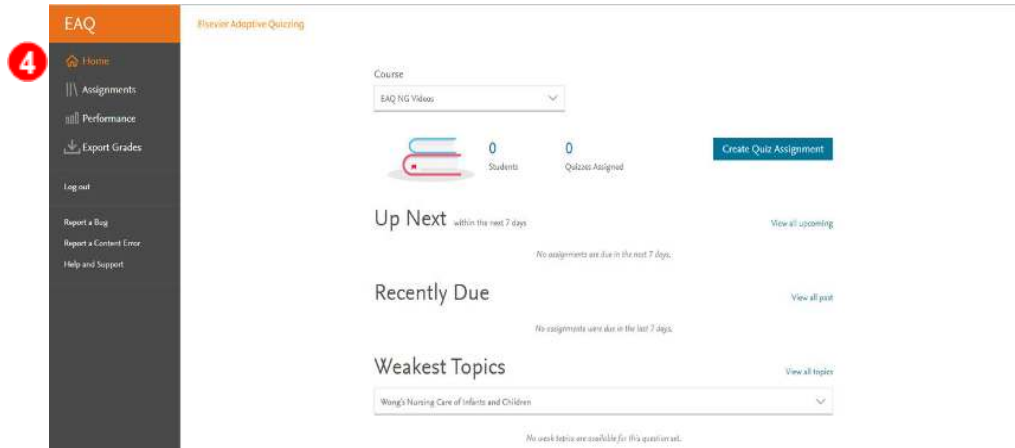
1. To get started, click on the link to EAQ NG within your course.
2. If this is the first time you are using a particular EAQ collection, the HOME page of EAQ will open automatically as a new course.



3. If you have used this EAQ collection previously, the Welcome screen will display with two options: “Copy assignments from another course” or “Proceed without copying any assignments”. Click “Proceed without copying any assignments” to start a new course.



4. The EAQ Home page will open as a new course.



END OF GUIDE