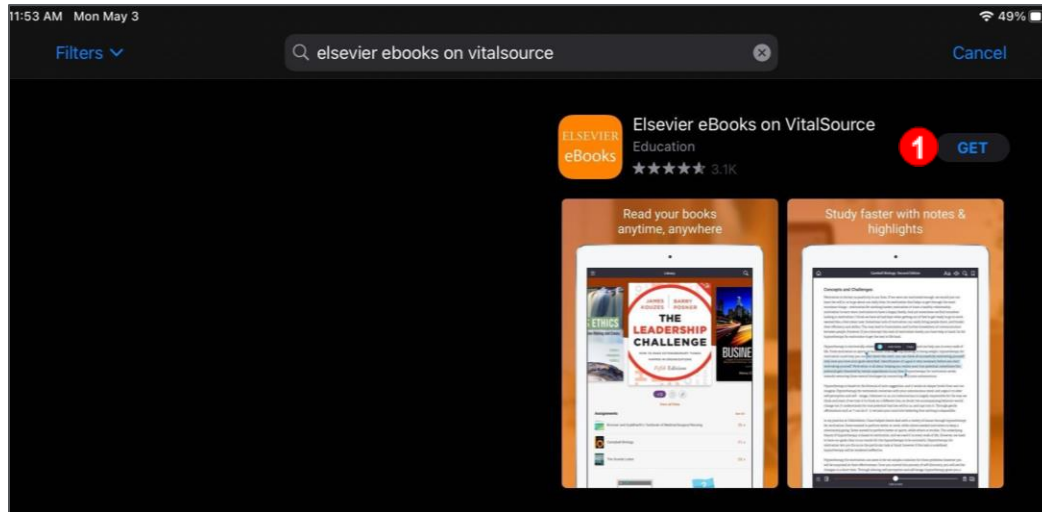
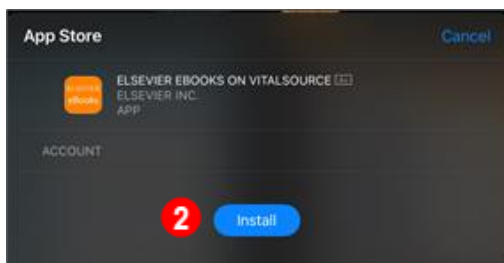


Elsevier eBooks on VST: Downloading Your eBooks on Apple iPad

1. To download your Elsevier eBooks onto an iPad, start by searching for **Elsevier eBooks on VitalSource** in the App Store. Click **Get** to select the App.



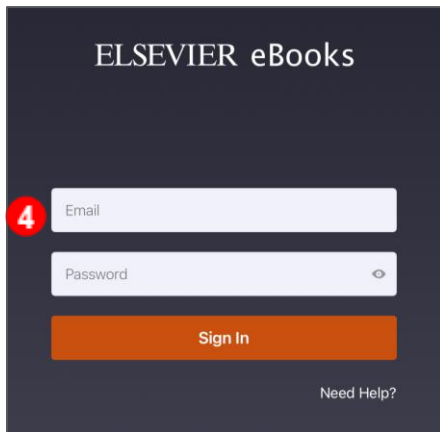
2. Click **Install**. (You may be asked to enter the password for your Apple account.)



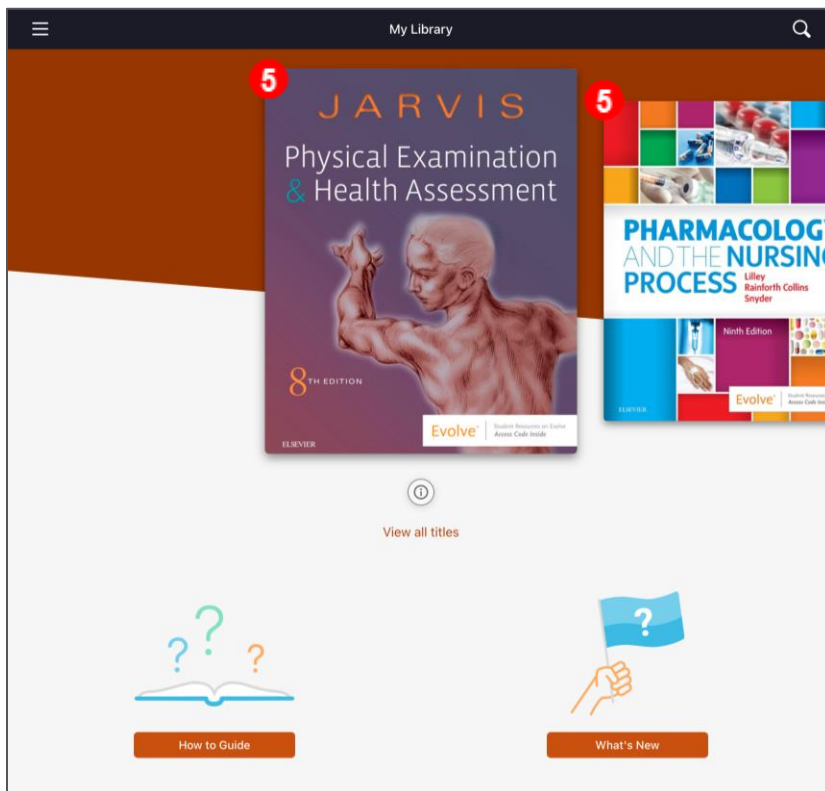
3. Once the app is installed, locate the **Elsevier eBooks** icon on your main screen and click to open it.



- The first time you open the app, you will be asked to sign in with your **e-mail address** and **VitalSource password**. The e-mail address is usually the same as the one on your Evolve account, but the password is usually a different one that was set up when you redeemed your e-book package. Click **Need Help** for help resetting your password.



- Once you are logged in, your book list will be available. Titles are listed by cover. Click a **book** to download and open it.



END OF GUIDE

Apple, iPad, and the Apple App Store are © copyright Apple Inc. All rights reserved. VitalSource and the VitalSource Bookshelf® are © copyright VitalSource Technologies LLC. Bookshelf® is a registered trademark of VitalSource Technologies LLC. All rights reserved.

