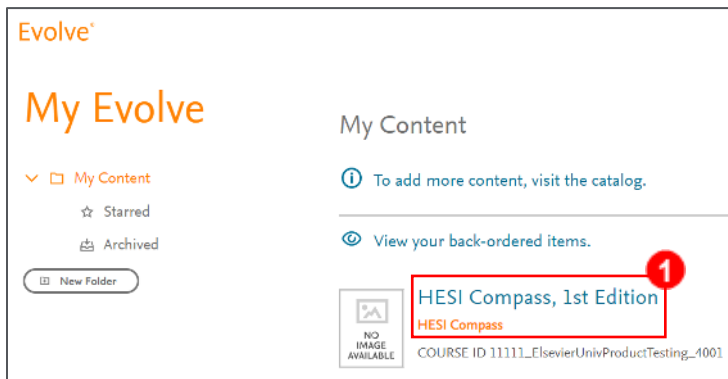
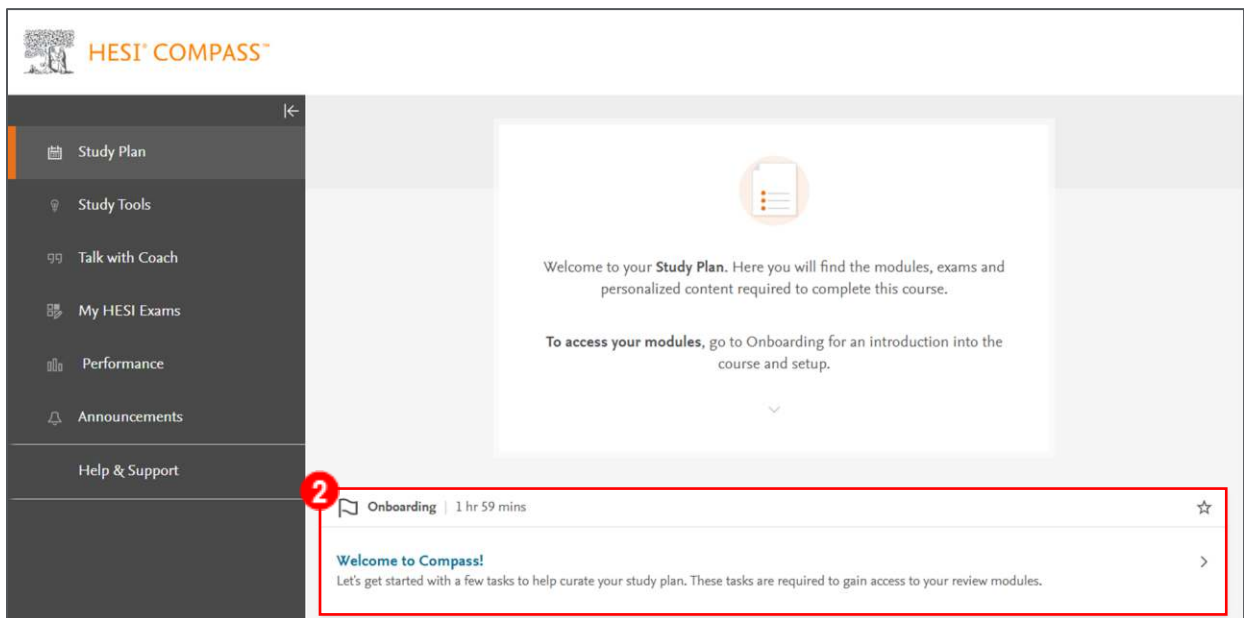


HESI™ Compass® Student Orientation: Study Plan – Onboarding: Welcome to Compass!

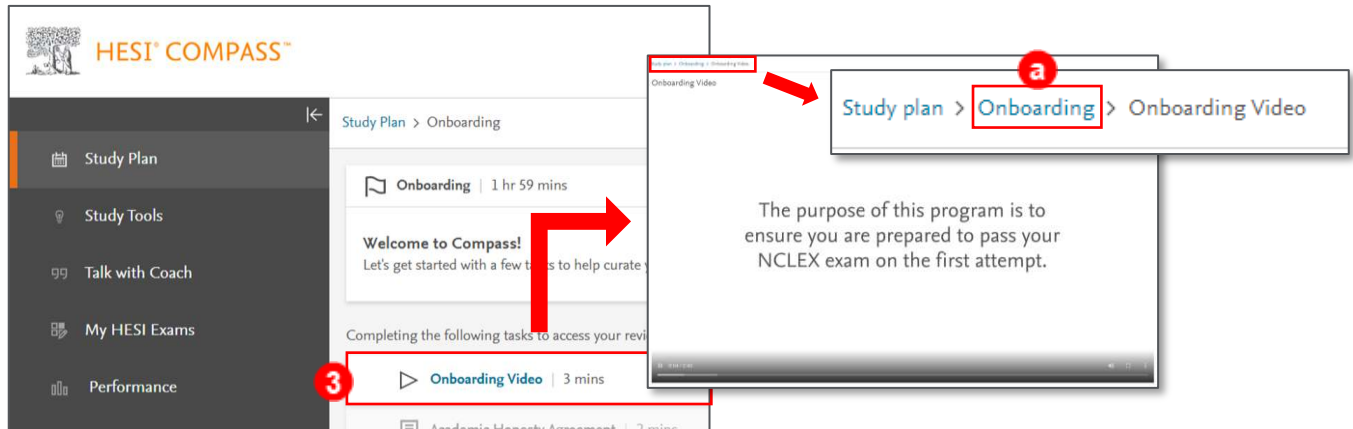
1. When getting started with HESI Compass, you will be enrolled in both your HESI Compass course on Evolve and in Slack, your course communication app. Once you have been enrolled in your Compass course, the **course link** will be listed in your Evolve account.



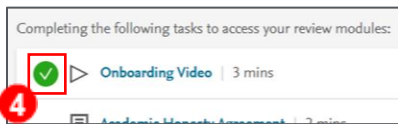
2. When you access the course, the next thing you will need to complete will be the **Welcome to Compass! Onboarding** section. You will need to complete this section before your course module materials will unlock.



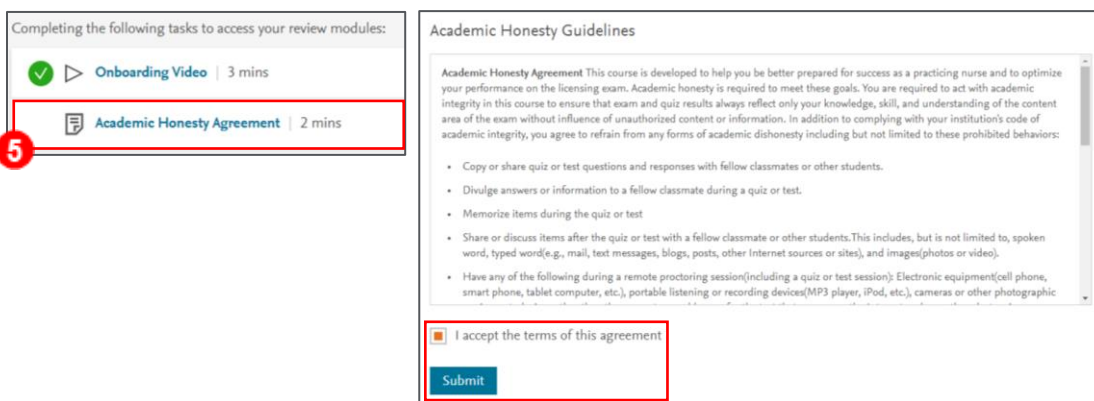
- The **Compass Onboarding** module starts with an **Onboarding** video. This will give you a short introduction to the course.
 - NOTE:** The easiest way to get back to the previous page is to click on the navigation link at the top. For example, to return to the Onboarding page, click on the blue **Onboarding** link.



- Every time you complete a section of the HESI Compass Onboarding, you will see a **green checkmark** located next to it indicating you have finished that task.



- Next, there will be an **Academic Honesty Agreement**, which you will need to read and agree to.

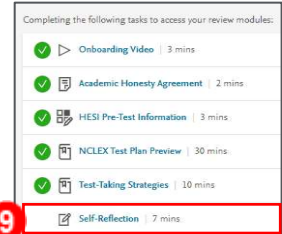


6. HESI Pre-Test Information contains information about Live Proctored Exams, Online Proctored Exams, and some Tips for test day.

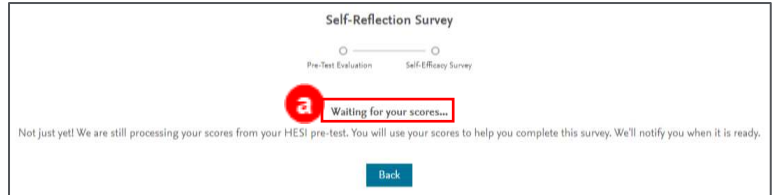
7. The NCLEX Test Plan Preview is next. This module gives you insights into how the NCLEX test is structured. Also, there will be various examples of the types of questions that will be on the NCLEX.

8. Back on the Onboarding page, you will see a link to Test-Taking Strategies. This will review the top ten strategies for answering NCLEX test questions.

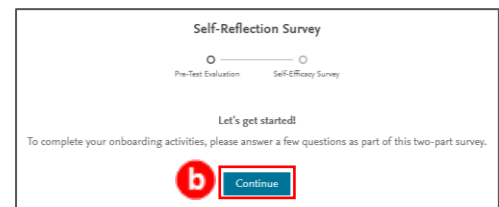
9. The final piece of the **Onboarding** module will be the **Self-Reflection**.



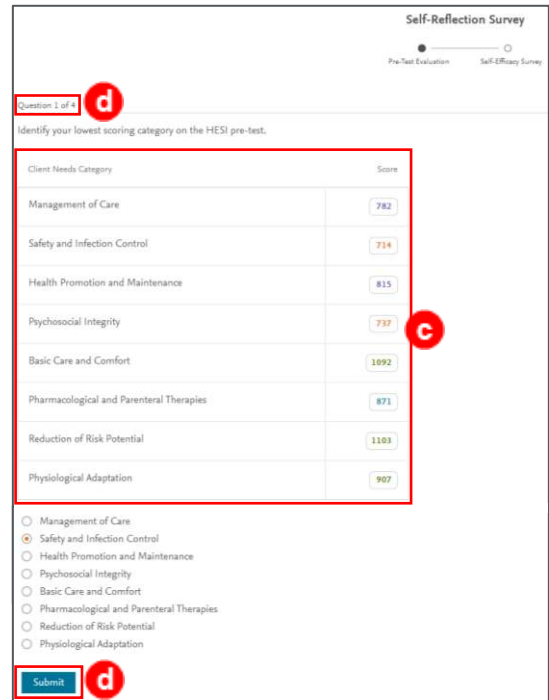
a. **NOTE:** If you have not taken your HESI Compass Pre-Test, you will get a message stating that HESI Compass is **“Waiting for your scores....”**



b. The Compass Custom Pre-Test consists of 85 questions which will assess your knowledge on the topics that will be covered on the NCLEX. If you have completed your HESI Compass Pre-Test, click **Continue**.

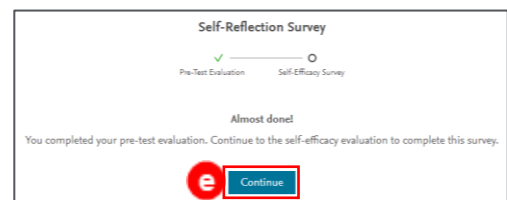


c. Your HESI Compass Pre-Test scores will be automatically loaded into the **Self-Reflection**.



d. The first part of the **Self-Reflection** is the **Pre-Test Evaluation**. There are four questions in this evaluation. After you have chosen your answer, click **Submit** to move to the next question.

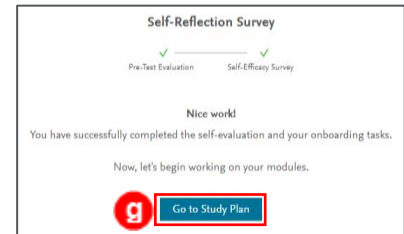
e. Once you are done with the **Pre-Test Evaluation** questions, click **Continue** to move on to the **Self-Efficacy Survey**.



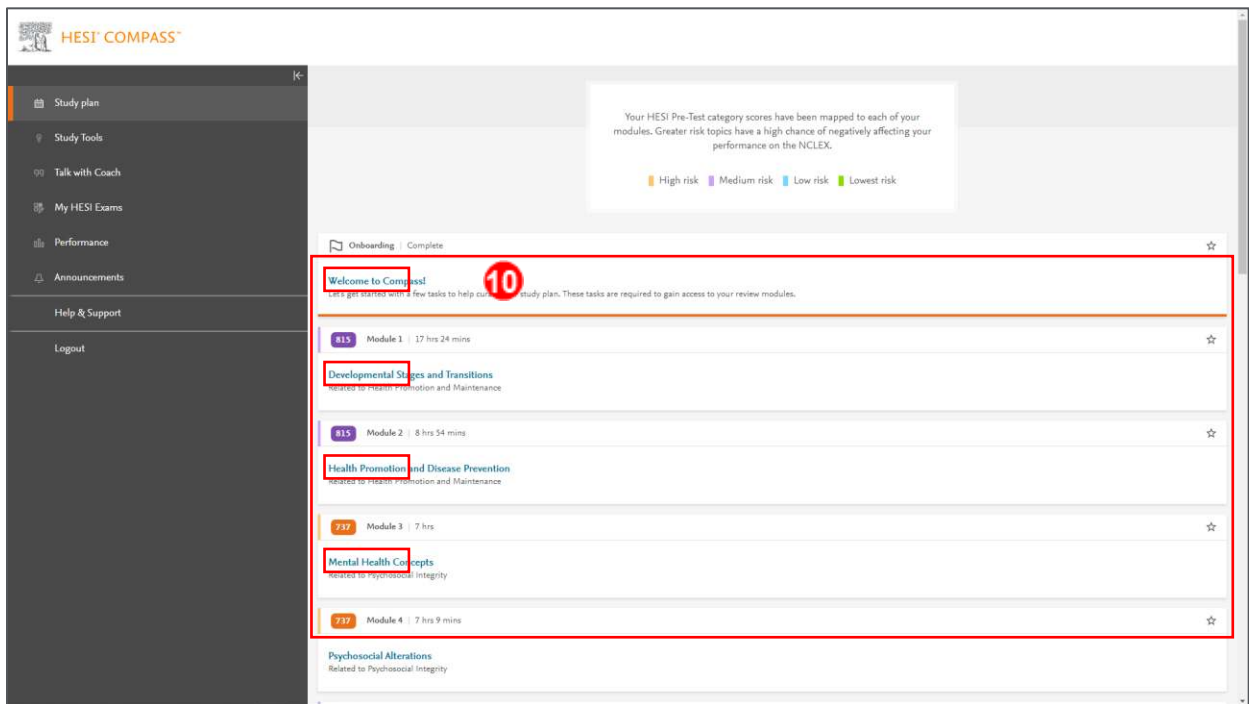
- f. Finish the nine questions in the Self-Efficacy Survey.



- g. Once you have completed the Self-Efficacy Survey, you will click on the button labeled **Go to Study Plan**. Your **Self-Reflection** will be reviewed by your HESI Compass coach, who will help to guide you through the entire Compass course.



- 10. Once your **Self-Reflection** is submitted, your **Onboarding** materials will be complete, and you will notice the **Modules** have been unlocked with your **HESI Compass Pre-Test** scores next to them.



Slack is © copyright, Slack Technologies, Inc. All rights reserved.

NCLEX is © copyright National Council of State Boards of Nursing, Inc. All rights reserved.

END OF GUIDE

