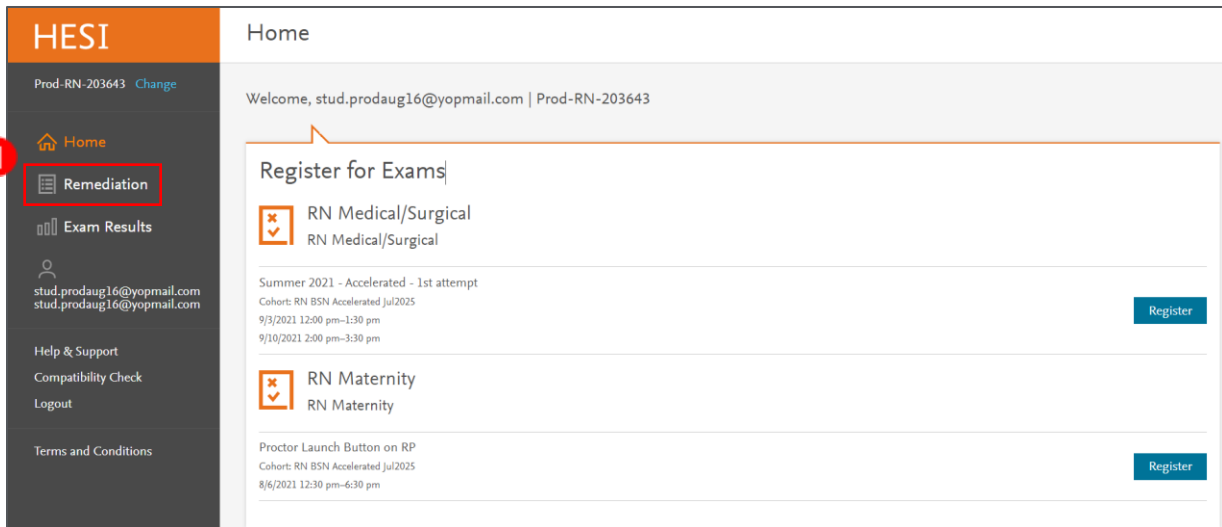


HESI Next Generation: Student Remediation

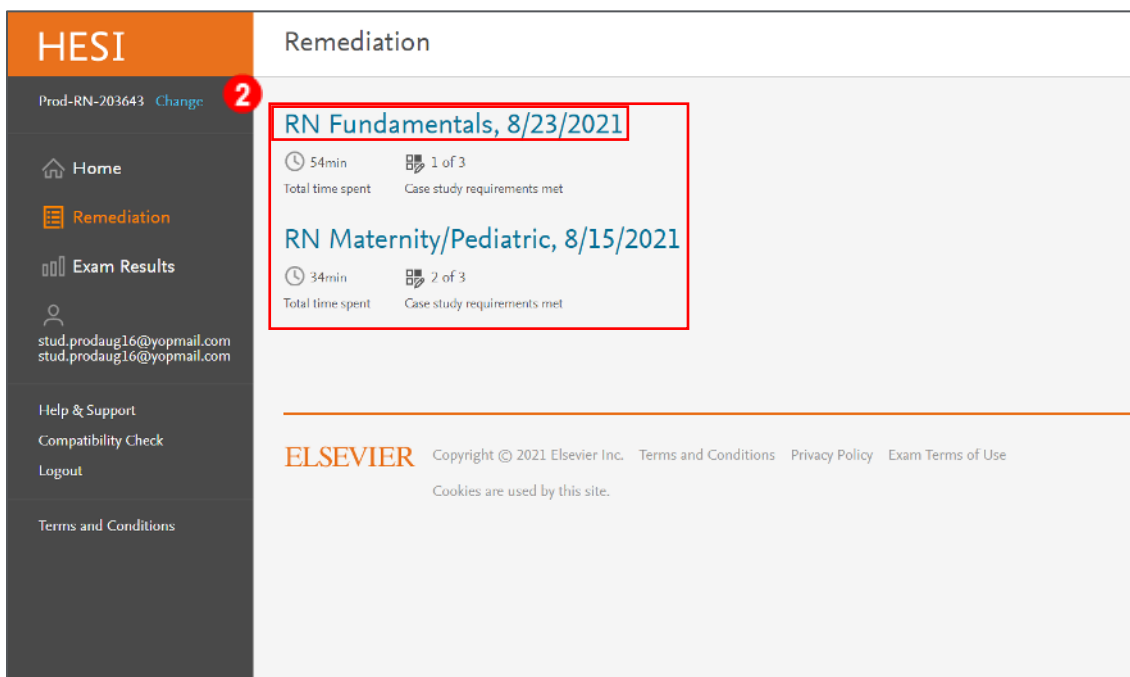
Student Remediation

1. To access your HESI Next Generation remediation, click the **Remediation** link in the right column inside your HESI NG course.



The screenshot shows the HESI Home page. The left sidebar contains navigation links: Home, Remediation (highlighted with a red box and a red circle with the number 1), Exam Results, and user information. The main content area is titled 'Home' and displays 'Welcome, stud.prodaug16@yopmail.com | Prod-RN-203643'. Below this, there is a section for 'Register for Exams' with two exam entries: 'RN Medical/Surgical' and 'RN Maternity'. Each entry includes a 'Register' button.

2. The remediation page will list all of your previous exams that have remediation available. These are listed with the date of the exam, your total time spent in remediation, and the number of case studies requirements you have completed out of the total. Click an exam title to see the available remediation.



The screenshot shows the HESI Remediation page. The left sidebar contains navigation links: Home, Remediation (highlighted with a red box and a red circle with the number 2), Exam Results, and user information. The main content area is titled 'Remediation' and displays a list of exams with remediation available. The first entry is 'RN Fundamentals, 8/23/2021' with a total time spent of 54min and 1 of 3 case study requirements met. The second entry is 'RN Maternity/Pediatric, 8/15/2021' with a total time spent of 34min and 2 of 3 case study requirements met. At the bottom, there is a footer for ELSEVIER with copyright information and links to Terms and Conditions, Privacy Policy, and Exam Terms of Use.



- This page will also list your total time spent and the number of case study requirements you have completed. Here you will find all of your remediation packets and any available case studies. It is recommended that you start with the essential packets.

Remediation

< Return to remediation home

RN Fundamentals, 8/23/2021

Welcome to remediation!

First, review the materials in the **essential packets**. You may need to consult with your instructor to see how much time you should spend on this step.

Second, complete **case studies** to apply your knowledge. **Reach a score of 80%** to fulfill the requirements set by your instructor.

You can track your progress on remediation using the [Exam Results](#) screen.

54 min. Total time spent | 1 of 3 Case study requirements met

Step 1: Review essential packets

Essential packets (8) [Expand](#)

Fundamentals Nursing Process	Fundamentals Vital Signs	Fundamentals Elimination	Math Ratio & proportion
---------------------------------	-----------------------------	-----------------------------	----------------------------

- Each essential packet tile will list the concept, your HESI score for that concept, the remediation due date, and your time spent in that packet. **Note: You may need to click a link to expand or collapse your packet list in order to see all the tiles.** Click on a packet title to open it.

You can track your progress on remediation using the [Exam Results](#) screen.

54 min. Total time spent | 1 of 3 Case study requirements met


Step 1: Review essential packets

Essential packets (8) [Collapse](#)

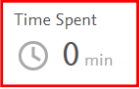
<p>Fundamentals <u>Nursing Process</u></p> <p>HESI Score 0 Due 8/25/2021 Time Spent 0 min</p>	<p>Fundamentals Vital Signs</p> <p>HESI Score 495 Due 8/25/2021 Time Spent 2 min</p>	<p>Fundamentals Elimination</p> <p>HESI Score 418 Due 8/25/2021 Time Spent 0 min</p>	<p>Math Ratio & proportion</p> <p>HESI Score 0 Due 8/25/2021 Time Spent 0 min</p>
<p>Fundamentals Med Admin</p> <p>HESI Score 704 Due 8/25/2021 Time Spent 0 min</p>	<p>Math Reconstitution</p> <p>HESI Score 0 Due 8/25/2021 Time Spent 0 min</p>	<p>Fundamentals Communication</p> <p>HESI Score 414 Due 8/25/2021 Time Spent 0 min</p>	<p>Fundamentals Oxygenation</p> <p>HESI Score 493 Due 8/25/2021 Time Spent 0 min</p>

5. Each packet will contain different types of information in different amounts, depending on the concept. Here you may find Elsevier textbook excerpts, quizzes, audio files, videos, or other content to remediate over. This page will also list the amount of time you have spent viewing content in the concept. **Note: Only the time you spend actively engaging in the remediation content will be counted.** To return to your remediation page, click the Exit link at the top of the page.

Recommended Materials

5 

Fundamentals / Nursing Process

You missed questions on your exam related to Fundamentals / Nursing Process. Review these materials to help you improve your knowledge in this area. 5 

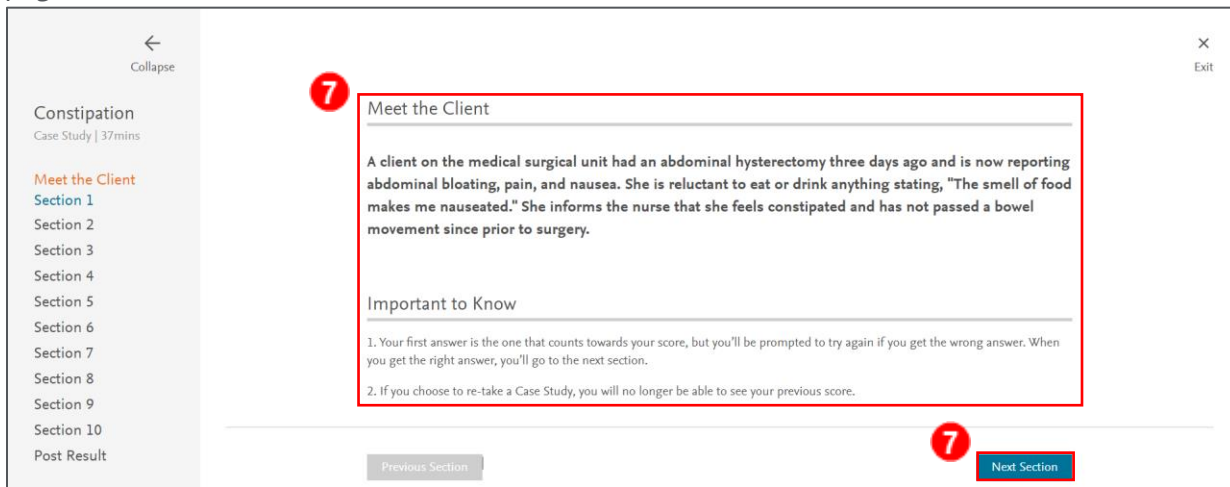
✓ | Textbook Excerpts

- [Clinical Nursing Skills and Techniques , Edition 7th](#)
Evaluate the Practice Decision or Change
3 min
- [Fundamental Concepts and Skills for Nursing , Edition 4](#)
Expected Outcomes (Goals)
10 min
- [Fundamentals of Nursing , Edition 9](#)
Steps of Evidence-Based Practice
66 min
- [Foundations of Nursing , Edition 7](#)
Outcomes Identification
9 min
- [Foundations of Nursing , Edition 7](#)
Evaluation
5 min

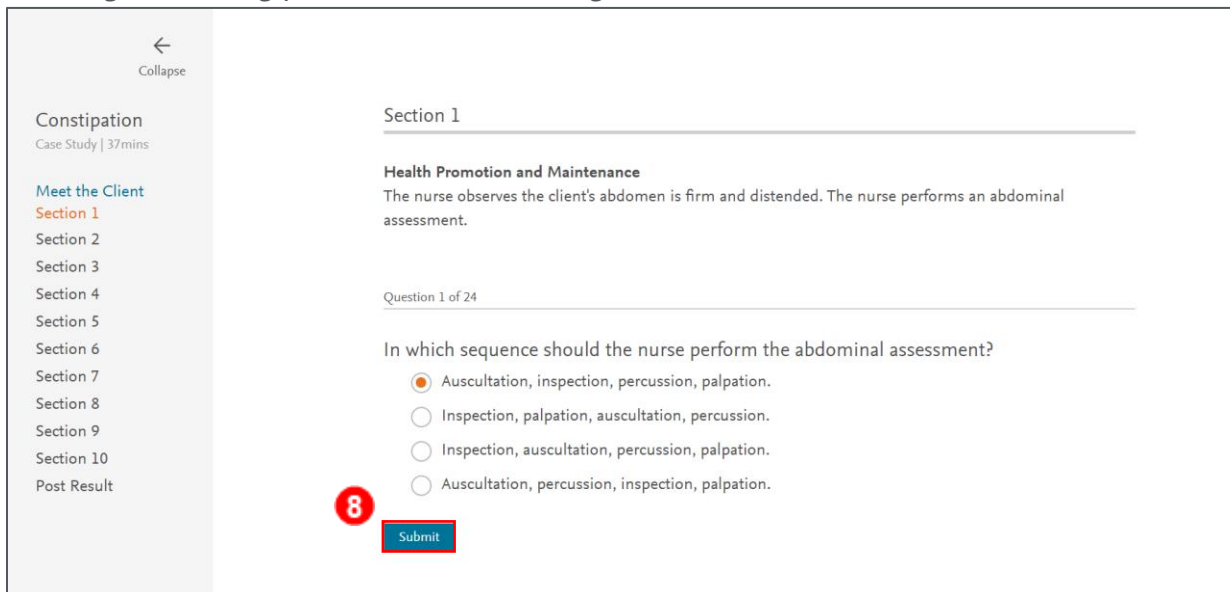
- If your school has opted to use case studies in your remediation, you will see the case studies listed at the bottom of the remediation page. Please view the note under this section as it will explain what the requirements are for the case studies. You may be required to achieve a score of 80% after unlimited attempts or you will complete each case study twice and receive an average score of the two attempts. The case study tiles will list the estimated duration of the case study, the amount of time you spent completing it, the number of completed attempts and your grade. This grade may be incorporated into a course grade. Please see your instructor for further details. Click a case study title to open it.

<p>Fundamentals Vital Signs</p> <p>HESI Score 495 Due 8/25/2021 Time Spent 2 min</p>	<p>Fundamentals Nursing Process</p> <p>HESI Score 0 Due 8/25/2021 Time Spent 0 min</p>	<p>Fundamentals Elimination</p> <p>HESI Score 418 Due 8/25/2021 Time Spent 0 min</p>
<h3>Step 2: Complete case studies</h3> <p>Note: You need to reach a score of 80% to complete each case study. You have unlimited attempts to reach that score.</p>		
<p>6</p> <p>Case study Perioperative Care</p> <p>Duration 64 min Time spent 52 min Total attempts 2 Score 93% ✓ Requirement met</p>	<p>Case study Adult Nephrolithiasis</p> <p>Duration 25 min Time spent 0 min Total attempts 0</p>	<p>Case study Constipation</p> <p>Duration 37 min Time spent 0 min Total attempts 0</p>

7. Each case study starts with a meet the client section. This will explain a little of the patient’s background and situation before the case study begins. You will also see an Important to know section that explains how the case studies are graded. Click **Next Section** at the bottom of the page to move forward.



8. Each section of the case study will contain a small amount of information about the unfolding scenario along with one or more questions to answer. Answer questions one at a time by selecting or entering your answer and clicking **Submit**.



9. You will see immediate feedback for your answer. Each answer you have selected will display in-line rationales. If you answered incorrectly, you will need to try to answer the question again by selecting different answers and clicking Submit again. You will repeat this process until you have answered correctly.

Question 3 of 24

Which is the **most** important action for the nurse to perform when assessing bowel sounds? (Select all that apply.)

- Ask the client if she has lost or gained any weight.
This provides useful information, but it is not specific to the assessment of bowel function.
Potter, P. A., RN, MSN, PhD, FAAN, Perry, A. G., RN, EdD, FAAN, Stockert, P., RN, BS. (2017). *Fundamentals of Nursing (9th ed. pp. 1174)*. Elsevier.
- Listen for up to 5 minutes when auscultating for bowel sounds.
The nurse must listen for up to 5 minutes before determining what type of bowel sounds are present.
Potter, P. A., RN, MSN, PhD, FAAN, Perry, A. G., RN, EdD, FAAN, Stockert, P., RN, BS. (2017). *Fundamentals of Nursing (9th ed. pp. 1174)*. Elsevier.
- Perform a rectal exam.
- Inspect the client's abdomen while she is in a semi-Fowler's position.
- Begin auscultation in the right lower quadrant.
The nurse should auscultate in the right lower quadrant, and then proceed to the other quadrants.
Potter, P. A., RN, MSN, PhD, FAAN, Perry, A. G., RN, EdD, FAAN, Stockert, P., RN, BS. (2017). *Fundamentals of Nursing (9th ed. pp. 1174)*. Elsevier.

Submit

10. Once you have answered the question correctly, you will see all the in-line rationales and be able to move on to the next question. Please note that only your first attempt at each question is scored. If you answer incorrectly on the first attempt, you will not receive credit for the question.

Question 4 of 24

The nurse auscultates for the client's bowel sounds and hears faint gurgling after 3 minutes. Which assessment finding should the nurse document?

- Hypoactive bowel sounds.
Normally, bowel sounds are heard 5 to 35 times per minute. When bowel sounds are heard only after listening for 3 minutes, they are recorded as hypoactive.
Potter, P. A., RN, MSN, PhD, FAAN, Perry, A. G., RN, EdD, FAAN, Stockert, P., RN, BS. (2017). *Fundamentals of Nursing (9th ed. pp. 1155)*. Elsevier.
- Normal bowel sounds.
Normal bowel activity results in bowel sounds that can be heard 5 to 35 times per minute.
Potter, P. A., RN, MSN, PhD, FAAN, Perry, A. G., RN, EdD, FAAN, Stockert, P., RN, BS. (2017). *Fundamentals of Nursing (9th ed. pp. 1155)*. Elsevier.
- Paralytic ileus.
This refers to a condition in which there is an absence of bowel sounds.
Potter, P. A., RN, MSN, PhD, FAAN, Perry, A. G., RN, EdD, FAAN, Stockert, P., RN, BS. (2017). *Fundamentals of Nursing (9th ed. pp. 587)*. Elsevier.
- Reduced peristalsis.
Although diminished bowel sounds reflect reduced peristalsis, documentation should describe what the nurse heard or assessed, rather than the probable cause.
Potter, P. A., RN, MSN, PhD, FAAN, Perry, A. G., RN, EdD, FAAN, Stockert, P., RN, BS. (2017). *Fundamentals of Nursing (9th ed. pp. 1155)*. Elsevier.

Submit



11. Once all the questions on the page have been answered correctly, click **Next Section** at the bottom of the page to move on.

Normal bowel sounds.
Normal bowel activity results in bowel sounds that can be heard 5 to 35 times per minute.
Potter, P. A., RN, MSN, PhD, FAAN, Perry, A. G., RN, EdD, FAAN, Stockert, P., RN, BS. (2017). *Fundamentals of Nursing (9th ed. pp. 1155)*. Elsevier.

Paralytic ileus.
This refers to a condition in which there is an absence of bowel sounds.
Potter, P. A., RN, MSN, PhD, FAAN, Perry, A. G., RN, EdD, FAAN, Stockert, P., RN, BS. (2017). *Fundamentals of Nursing (9th ed. pp. 587)*. Elsevier.

Reduced peristalsis.
Although diminished bowel sounds reflect reduced peristalsis, documentation should describe what the nurse heard or assessed, rather than the probable cause.
Potter, P. A., RN, MSN, PhD, FAAN, Perry, A. G., RN, EdD, FAAN, Stockert, P., RN, BS. (2017). *Fundamentals of Nursing (9th ed. pp. 1155)*. Elsevier.

Submit

Previous Section 11 Next Section

12. At the end of the case study, you will see your results page. This will list your score along with tabs listing the correct and incorrect questions. You will be able to review the rationales and answers for all questions. To repeat the case study, click **Begin** again in the upper-right corner. To leave the case study and return to your remediation page, click **Exit** in the upper-right corner.

Post Result

93% Correct

Let's review your results from 8/25/2021 at 12:59 pm CST

Correct Incorrect

Question 1 of 28

Which vital sign requires follow-up by the nurse?

BP of 160/88 mmHg.
This blood pressure is elevated and requires further action by the nurse.
Workman, C.R.D.I.M., L. (2018). *Medical-Surgical Nursing*. St. Louis, MO:Page: 246.

Pulse of 68 beats/min.
This pulse rate is within normal limits for an adult client. No further action is needed.

Respirations of 14 breaths/min.
This respiratory rate is within normal limits for an adult client. No further action is needed.

12 Begin again Exit

13. Your case study results will also be listed at the bottom of the Exam Results page. Access this by clicking **Exam Results** in the left column and then selecting your exam from the drop-box.

The screenshot shows the HESI user interface. On the left is a navigation menu with 'Exam Results' highlighted. The main content area is titled 'Remediation progress' and includes a 'Remediation summary' with statistics: 1 essential packet in progress, 2 min average time per packet, 7 essential packets not started, and 1 of 3 case study requirements met. Below this is a 'Case study progress' table.

Case study	Concept	Status	Attempts	Score	Total time spent
Adult Nephrolithiasis	Nursing Process	Not yet completed	Attempt 1: 27%, 1 min. spent	n/a	0 min.
Perioperative Care	Vital Signs	Requirement met	Attempt 1: 61%, 48 min. spent Attempt 2: 93%, 5 min. spent	93%	52 min.
Constipation	Elimination	Not yet completed	Not yet completed	n/a	5 min.

14. You will also see the amount of time you have spent in each remediation packet on this page.

This screenshot shows the 'Essential packet progress' section. It features a header indicating '2 total minutes spent'. Below is a table listing various remediation packets and the time spent on each.

Packet	Time spent
Fundamentals / Elimination	0 min.
Fundamentals / Nursing Process	0 min.
Fundamentals / Communication	0 min.
Fundamentals / Med Admin	0 min.
Fundamentals / Oxygenation	0 min.
Math / Ratio & proportion	0 min.
Math / Reconstitution	0 min.
Fundamentals / Vital Signs	2 min.

End of Guide