




Sherpath: Performance Reports – Lesson Assignments

NOTE: Depending upon the Sherpath collection you are using, the modules will be arranged either by topics or by book chapters.

Performance Reports – Lesson Assignments

1. First, access Sherpath from your course.
2. Use the calendar link in the upper-right corner to navigate to the week when the Lesson was due.
3. The Lesson will be listed under the Assignments list near the top of the page.
 - a. To the right of the Lesson, you will see a number indicating the number of students who have not completed the assignment. Click on the number to see the names of the students who did not complete the assignment.

The screenshot shows the Sherpath interface. On the left is a dark sidebar with navigation options: Home, Course Plan, Performance, EAQ, Ebooks, Log out, Report a Bug, Report a Content Error, and Submit Feedback. The main content area is light gray and displays 'Welcome, Brock | Sherpath 2' at the top. Below this, it shows 'Week 5 July 14th to 20th' with a calendar icon and navigation arrows. A red box highlights the calendar icon and the 'Week 5' text, with a red circle containing the number '2'. Below the calendar, the section 'This Week's Assignments' is highlighted with a red box and a red circle containing the number '3'. It contains a table with columns: Due, Resource Type, Title, # of Incomplete Students (out of 5), and Performance Report. The first row shows a lesson due on Wednesday titled 'Evidence-Based Practice in Nursing' with 5 incomplete students and a red circle containing the number '5' and a red letter 'a'. The second row shows a quiz due on Thursday titled 'Non-Adaptive Quiz Week 5' with 4 incomplete students. The third row shows a quiz due on Friday titled 'Quiz' with 5 incomplete students.

Due	Resource Type	Title	# of Incomplete Students (out of 5)	Performance Report
Wed	Lesson	Evidence-Based Practice in Nursing	5 a	 New
Thu	quiz	Non-Adaptive Quiz Week 5	4	
Fri	quiz	Quiz	5	



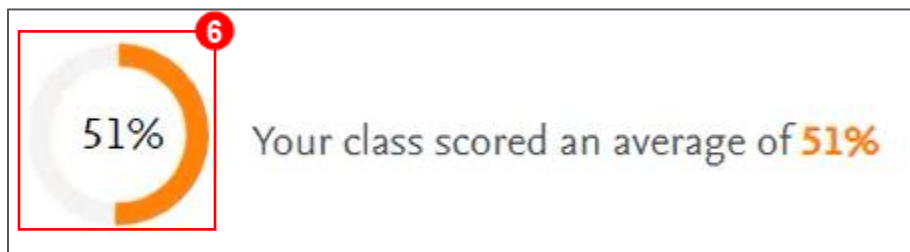
4. To the far right, you will see a link to access the Lesson’s Performance Report. This link will be greyed out until the due date passes.

 simulation	Vital Signs Assessment	0	
 skill	Performing Blood Glucose Testing	0	
 lesson	Theoretical Base of Nursing and Nursing Practice	0	

5. Once the due date passes, the link turns blue. The report is now available, and the link will become active.

 simulation	Vital Signs Assessment		
 skill	Performing Blood Glucose Testing	2	
 lesson	Theoretical Base of Nursing and Nursing Practice	2	

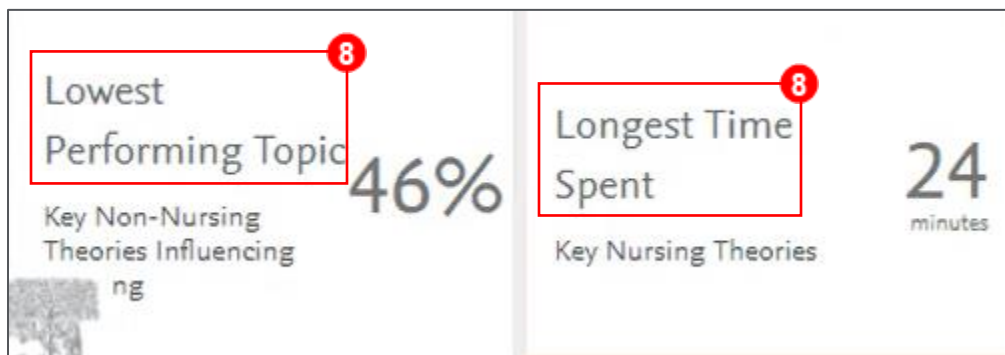
6. After clicking the link to view the Performance Report, you will see your students’ class average listed.



- Next, you will see the Incomplete section which lists the students who have not completed the assignment and the percentage of the assignment they have currently completed.

Incomplete 7	
Student	% Complete of Assignment ↓
Cliff Clavin	0%
Norm Peterson	0%

- You can also see your students' lowest performing topic and their average grade for that topic, along with the topic they spent the most time on.



- On the Average Performance by Topic table, you will see the students' average score and time spent for each individual topic in the assignment.

NOTE: These percentages can include data from repeated attempts if your students completed the assignments more than once.

Average Performance by Topic [*]			
Topic ↑	9 Performance Score Percentage		9 Time Spent Minutes
Key Non-Nursing Theories Influencing Nursing	46%		5 minutes
Key Nursing Theories	53%		24 minutes

10. Individual Student Scores will be listed along with their submission time and time spent on the assignment.

Student Scores				
Student	10 % Answered Correctly ↓	10 Submission Time	10 Time Spent	
Carla Tortelli	93%	2:25 PM CDT 06/19/2019	1 minute	
Sam Malone	33%	12:03 PM CDT 06/19/2019	7 minutes	
Diane Chambers	26%	2:23 PM CDT 06/19/2019	< 1 minute	

11. The final section lists the students’ top missed questions with the students’ average score for the question.

12. This information can include data from repeated attempts at the assignment. All tables on this page can be resorted by clicking the **blue column headings**.

Top Missed Questions * 11	
12 Question	12 Average Score ↓
The nurse is teaching a recently diagnosed diabetic patient to administer insulin injections. Whose theory was the nurse demonstrating?	100%
Based on Lewin's change theory, when a new mother accepts responsibility for the care of her infant and reports comfort with her role, which change step occurred?	66%
The nurse facilitated extended visiting hours and offered additional support to the family of a dying patient. Whose theory did the nurse exhibit when caring for this family?	66%

END OF GUIDE

