

Redeeming Access Codes for Student Resources on Evolve

Why Should I Access My Student Resources on Evolve?

Student Resources ensure you understand content and are prepared for course success!



Using your Student Resources on Evolve will enhance your learning experience with:

- Relevant material that is aligned with your textbook content
- A variety of learning tools and experiences in formats designed to match your preferred learning style
- A focus on key challenge areas to help you increase your understanding and competence

Resources vary by text, but can include assets like:

- Animations
- Video clips
- Checklists
- Quiz questions
- Case studies
- Key points
- Glossaries
- Specialty items, such as portfolio builders, electronic coloring books, concept mapping, and more!

How Do I Know if My Text Has Student Resources?

If your textbook offers Student Resources on Evolve, you will see this banner on the front cover of your textbook:

Evolve®

Student Resources on Evolve
Access Code Inside

Your new print textbook or Elsevier eBook on VitalSource provides you with an access code to unlock these resources.

For used, rental, or alternative purchases outside of these platforms, you can purchase a new access code for the Student Resources on Evolve at evolve.elsevier.com.

How Do I Redeem My Print Book Access Code?

Your new print book will include a scratch-off label on the inside of the front cover. Follow these steps to redeem this code:

SILVESTRI
Scratch Gently
to Reveal Code

- 1 Visit evolve.elsevier.com
- 2 Choose "I'm a Student"

Let's get started.

I'm a Student

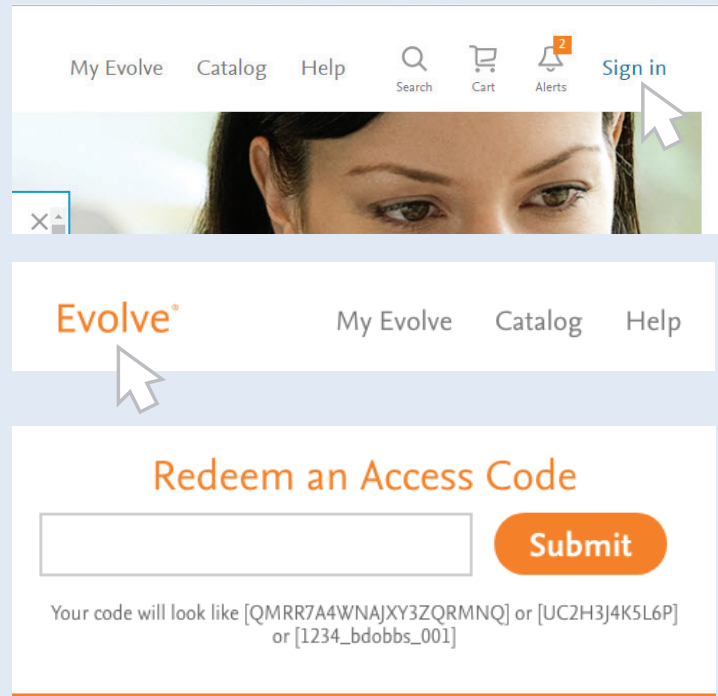
I'm an Educator

Redeeming Access Codes for Student Resources on Evolve

How Do I Redeem My Print Book Access Code?

(continued)

- 3 Click on "Sign in" in the upper right corner of your screen to log in to your account. If you do not yet have an account, choose "Create Account" and follow the instructions. Then sign in to your account.
- 4 Click the Evolve logo in the upper left corner to go back to the home page.
- 5 Scroll down the home page to "Redeem an Access Code" and enter the code from your scratch-off label.
- 6 Click the "Submit" button. Your resources will now be shown in the My Evolve list for you to access and start learning!

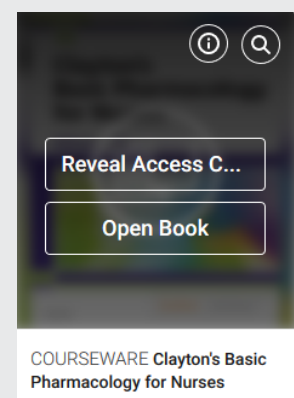

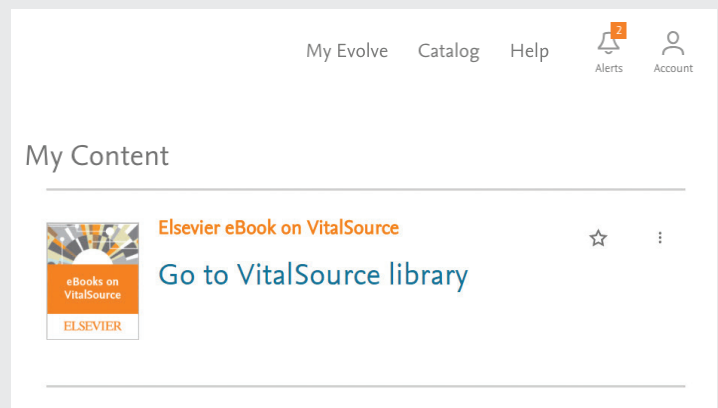


How Do I Redeem My Elsevier eBook on VitalSource Access Code?

Access codes are provided from your Online eBook Library for Elsevier eBooks being accessed on the VitalSource platform. To obtain your access code:

- 1 Redeem access to your Elsevier eBook on VitalSource through Evolve. The steps above for "How Do I Redeem My Print Book Access Code?" would apply to this process as well.
- 2 Access your Evolve eBook Library from the link in your My Evolve list.
- 3 Search for your ebook. It will have a screen in a circle over on the cover. This indicates the cover can be clicked on to redeem an access code.
- 4 Hover over the cover and click on 'Reveal Access Code.' Follow the instructions and continue to reveal code.
- 5 Access code is revealed. Copy the code, then go back to the Evolve website to redeem, using the same process as "How Do I Redeem My Print Book Access Code?" above.

Once the code is redeemed on Evolve, you can access your resources from your My Evolve list and start learning!



As always, if you need assistance with code redemption, visit the Support Hub using the Help link at the top of the Evolve website home page.