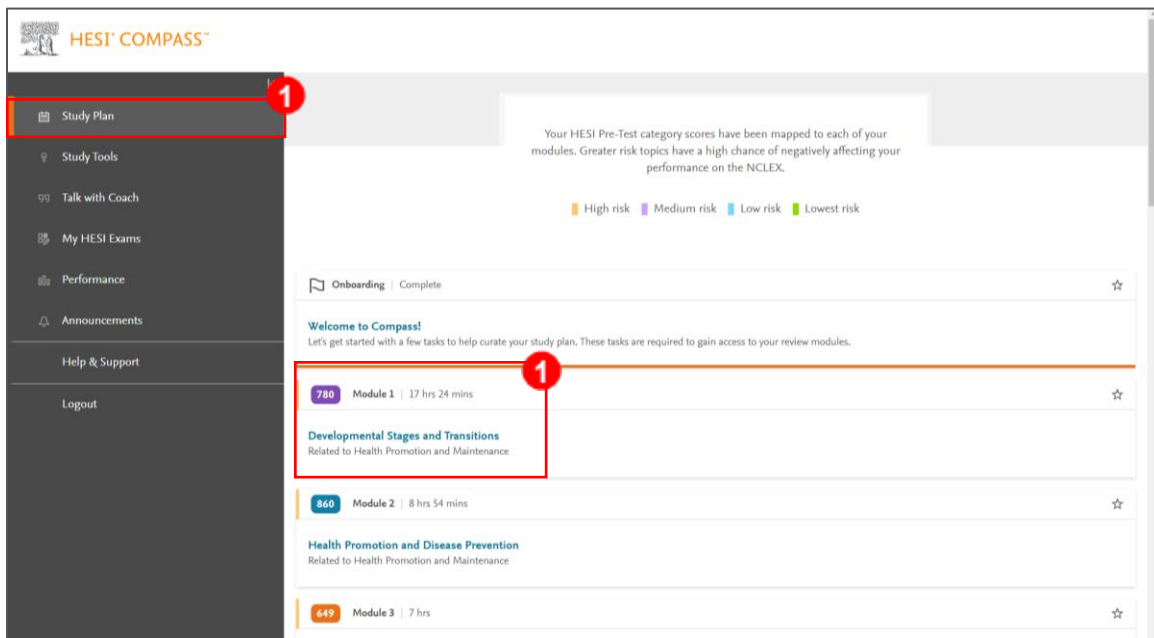
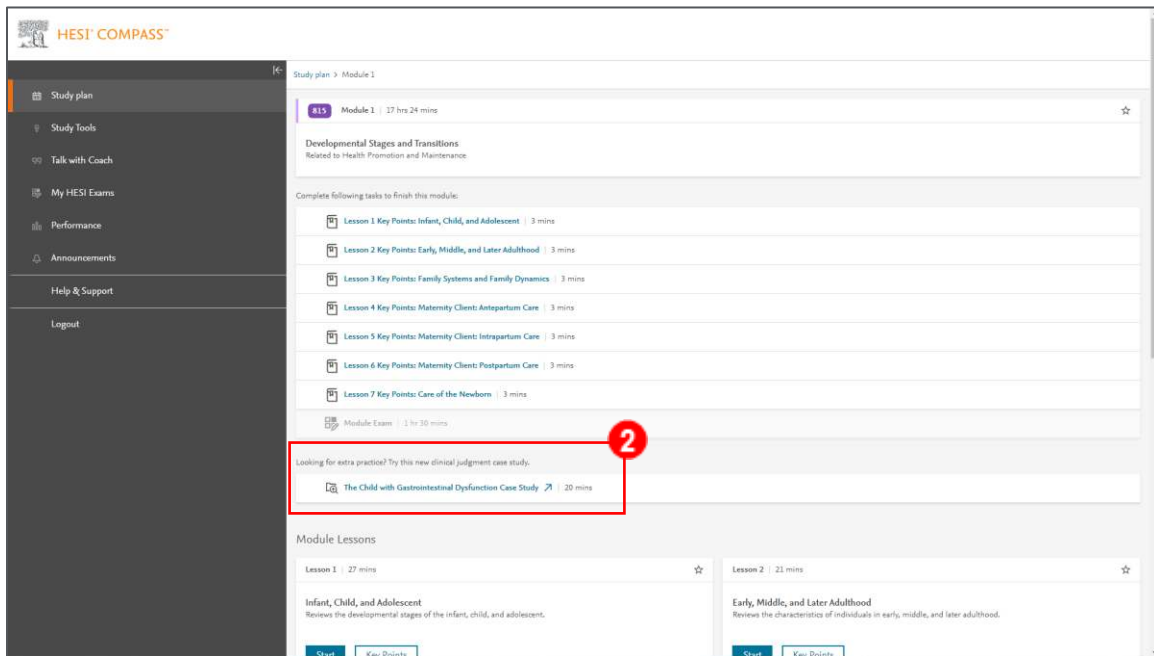


HESI™ Compass® Student Orientation: Modules and Lessons

1. The 10 modules will be listed on the Study Plan page. Each module will list your HESI Pretest scores. These will be color coded to help you easily identify your strong and weak areas. The colors and their corresponding HESI score ranges can be located at the top of the Study Plan page.

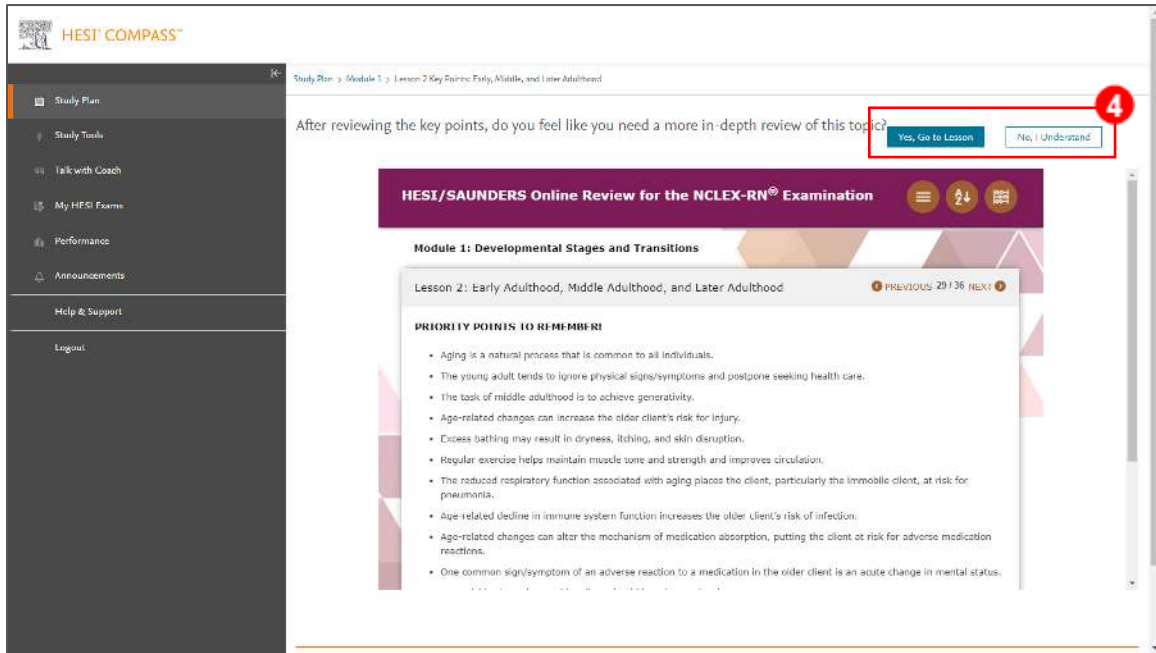


- Each study module consists of a series of lessons, self-check and testlet questions and a module exam. Sometimes, there will be a **Clinical Judgement Case Study** included in the module for extra practice.

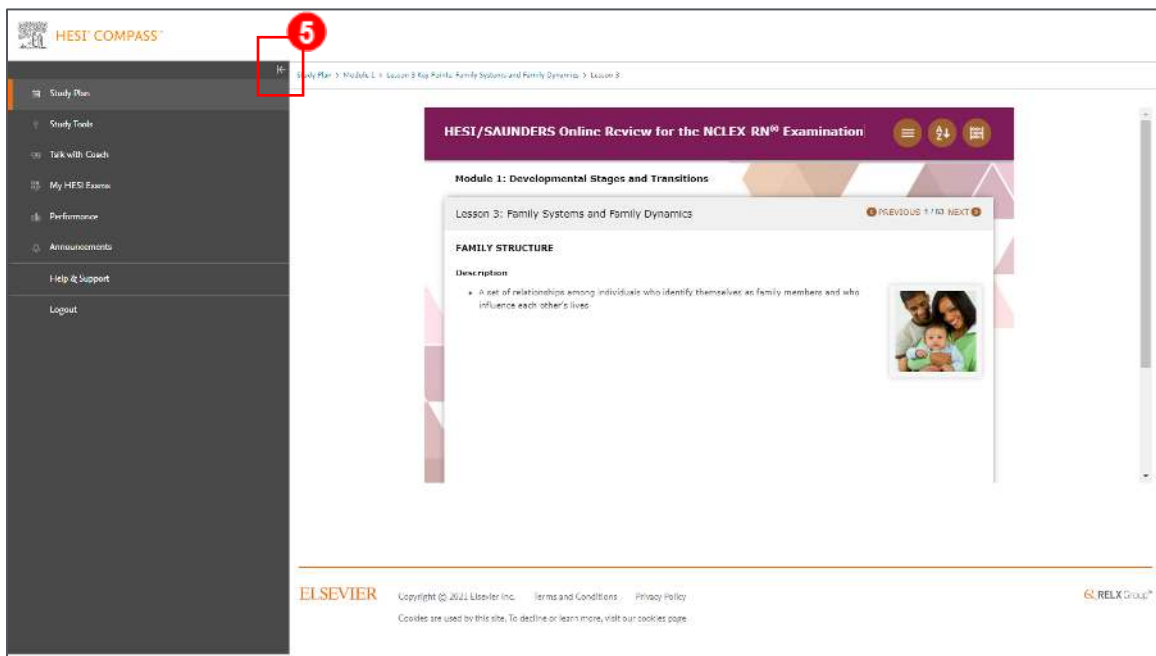


- When clicking into each module lesson, you will be able to read through that lesson's key points and determine whether you need an in-depth review for the entire lesson. If you feel that you have a firm grasp of the lesson content already, you have the option click **No, I Understand** to the in-depth review and return to the lessons list and move on to the next lesson.

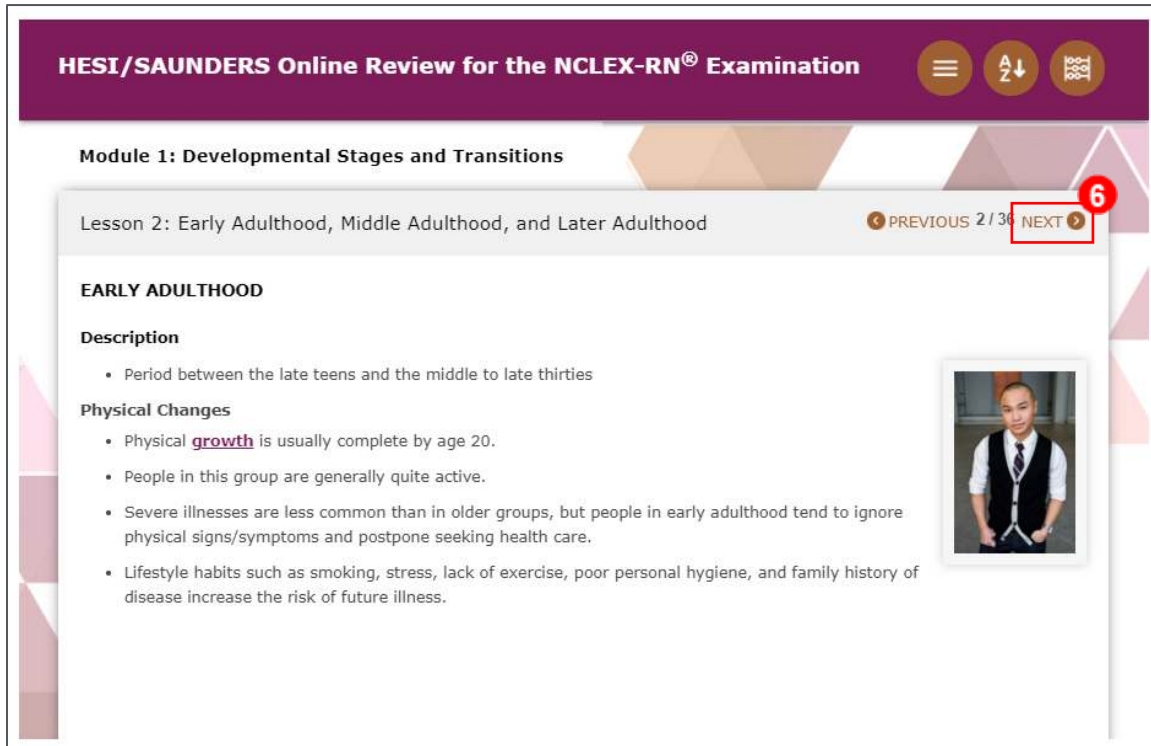
4. If you want to view the entire lesson, click **Yes, Go to Lesson**.



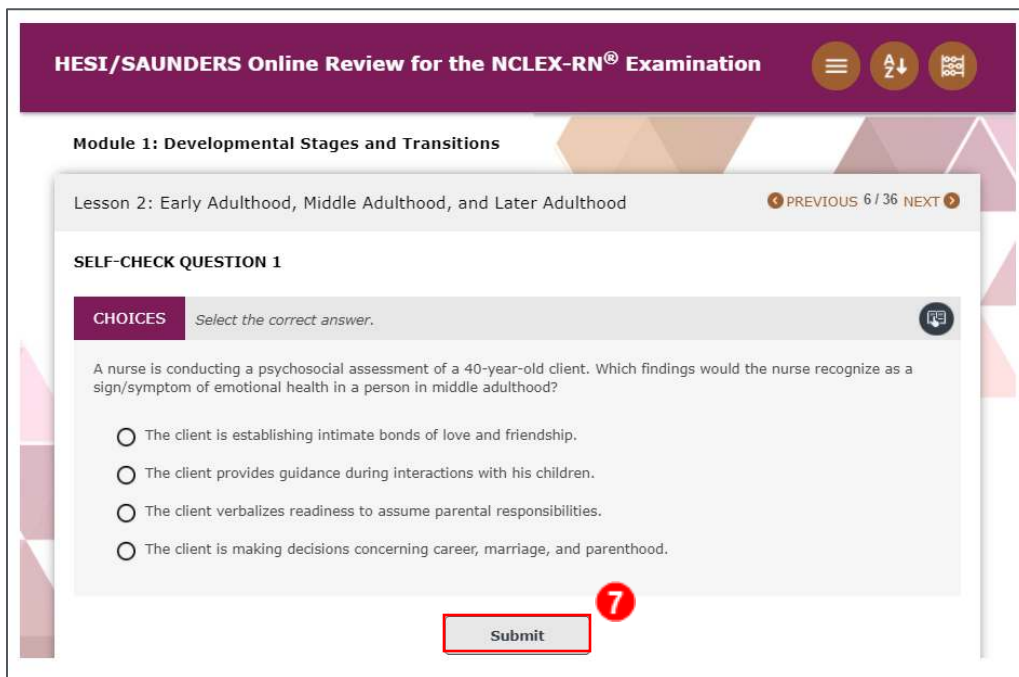
5. When viewing a lesson, you may find that you need more room on your screen. Click the Collapse menu link to shrink the left column.



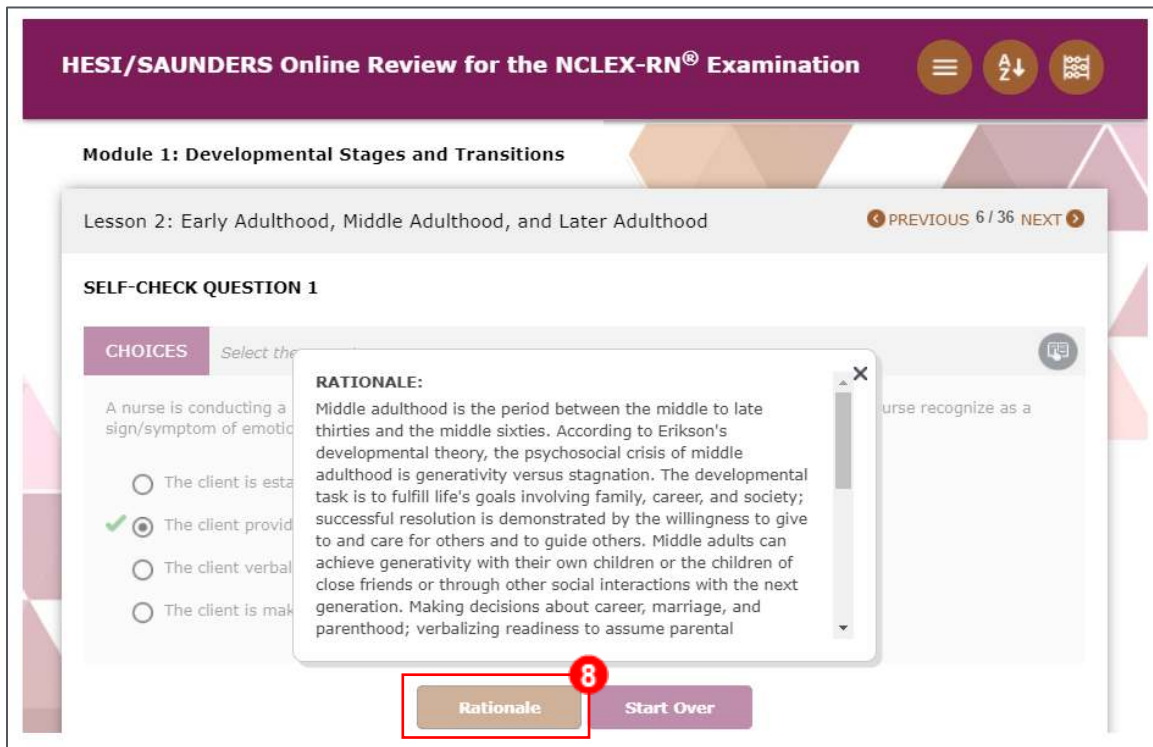
6. When reading through each of the module lessons, use the **next** button to move to the next page.



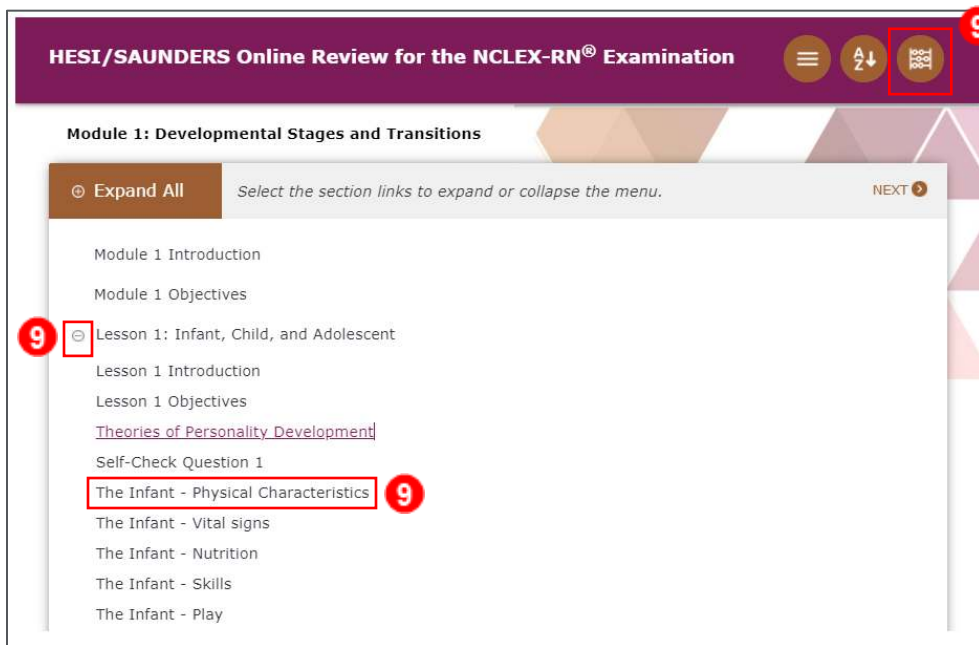
7. The module lessons will contain self-check questions. These questions are not graded but are intended to reinforce the content you have read. Choose your answer and click **Submit**. After answering the lesson questions, you will get immediate feedback on your answers.



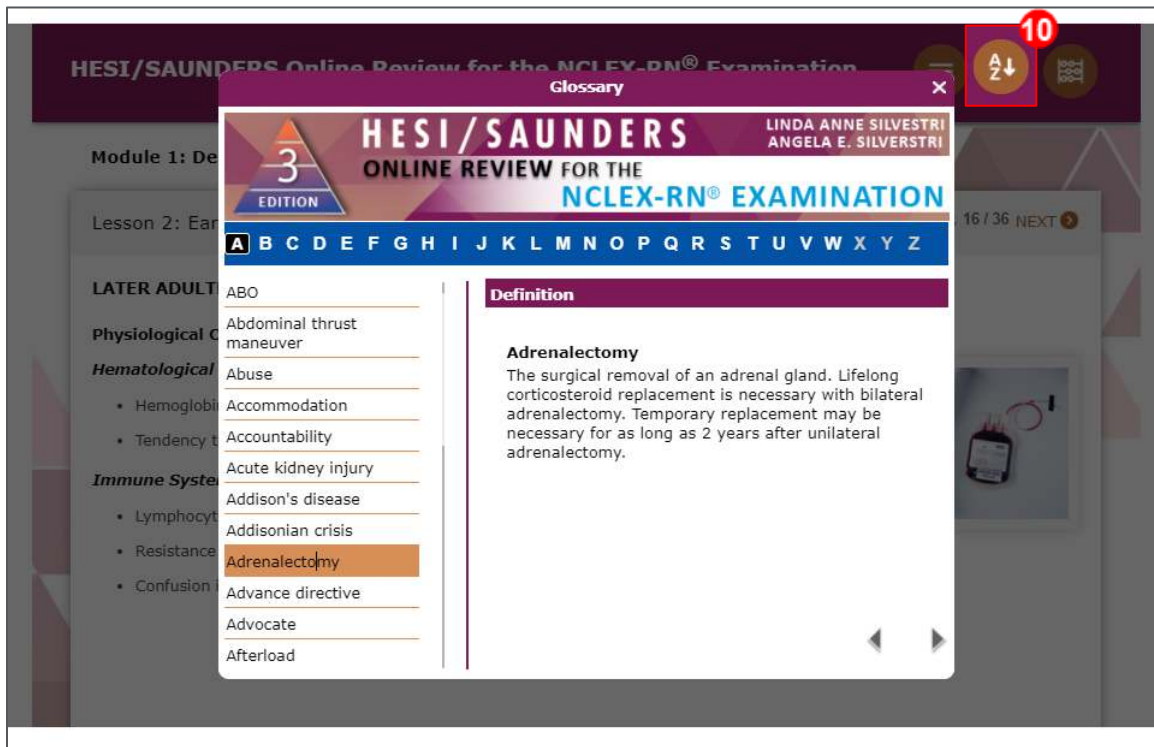
8. Each question will also give you a rationale for the correct answer, test-taking strategies to help you learn to approach that type of question and topic, and that question's topic categories.



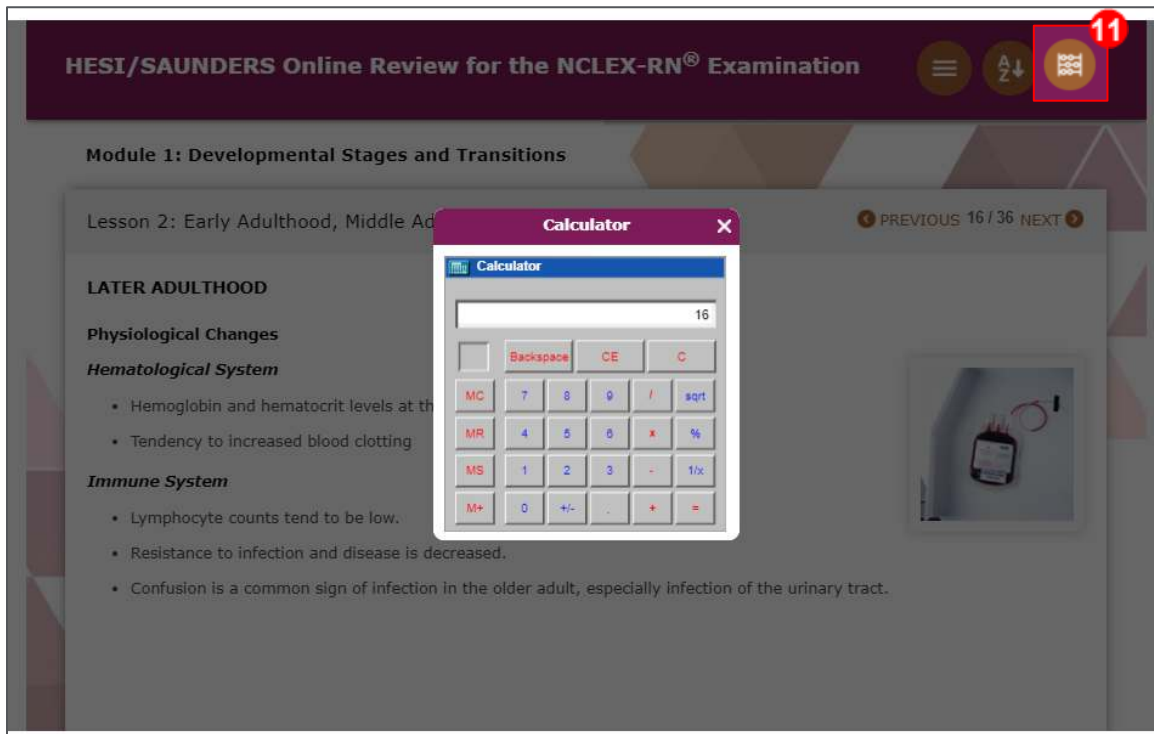
9. At the top right of the window, you will see 3 tabs. The first is **Outline**. At any point, you can click on this tab and see the Lessons and, if you click the plus icon next to a lesson, you can see the table of contents for that lesson. If you click on any link in the Outline, you will be taken to that particular page.



10. The second tab is **Glossary**. A separate window will open and will list all the terms you may need to look up. They will be in alphabetical order. Click the X at the top right of the window to return to the lesson.



11. The last tab is **Calculator**. This opens a basic calculator in a separate window that you can use during the lesson. Click the X at the top right of the window to return to the lesson.



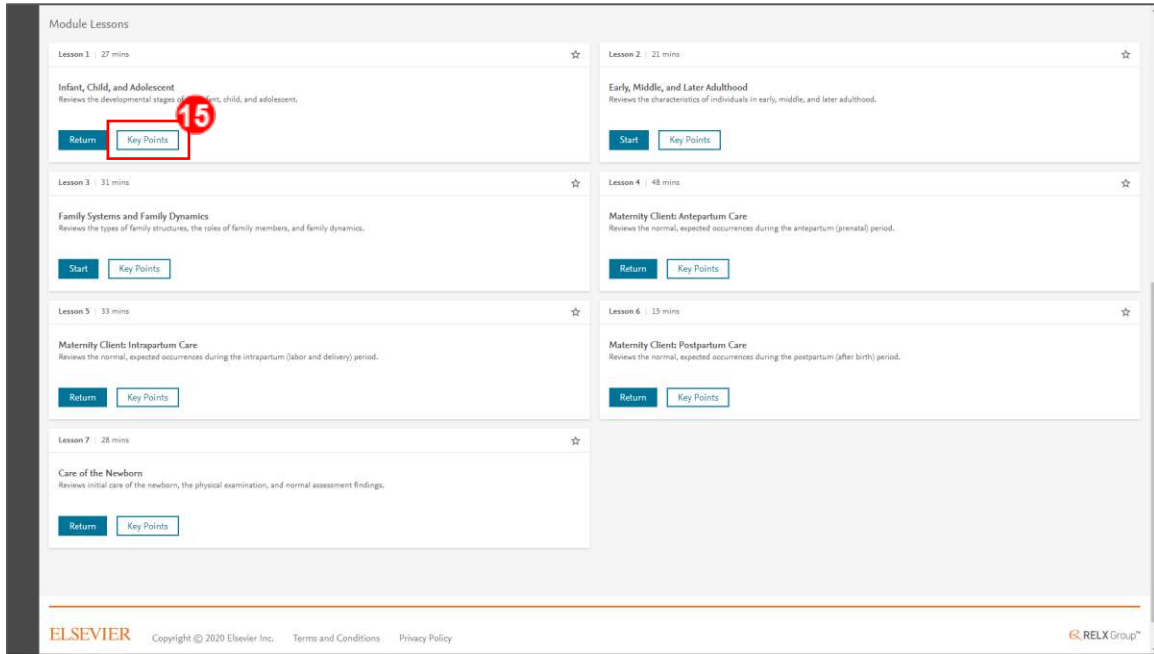
12. Each lesson will end with an ungraded testlet focusing on a specific situation.

The screenshot shows the HESI/SAUNDERS Online Review for the NCLEX-RN® Examination interface. At the top, there is a purple header with the text "HESI/SAUNDERS Online Review for the NCLEX-RN® Examination" and three icons: a menu icon, a search icon, and a "TOP" icon. Below the header, the page is titled "Module 1: Developmental Stages and Transitions". Underneath, it says "Lesson 2: Early Adulthood, Middle Adulthood, and Later Adulthood" with navigation buttons for "PREVIOUS 30 / 36 NEXT". The main content area is titled "TESTLET" and contains a paragraph of text describing a patient case. To the right of the text is a small photograph of an elderly woman wearing sunglasses and a hat. The text reads: "Mrs. Frances Valenti, 85 years old, lives in a residential home for older adults. She visits the clinic and tells the nurse that she is having persistent diarrhea. During the physical assessment, the nurse notes that Mrs. Valenti appears weak when walking, that she is intermittently confused, and that her skin is dry. Her temperature is 101° F; 38.3° C, her apical pulse is 92 beats/min and irregular, her respiratory rate is 28 breaths/min, and her blood pressure is 108/70 mm Hg. Mrs. Valenti tells the nurse that she has been able to eat and drink small amounts but that the diarrhea will not stop. The nurse suspects that Mrs. Valenti is dehydrated."

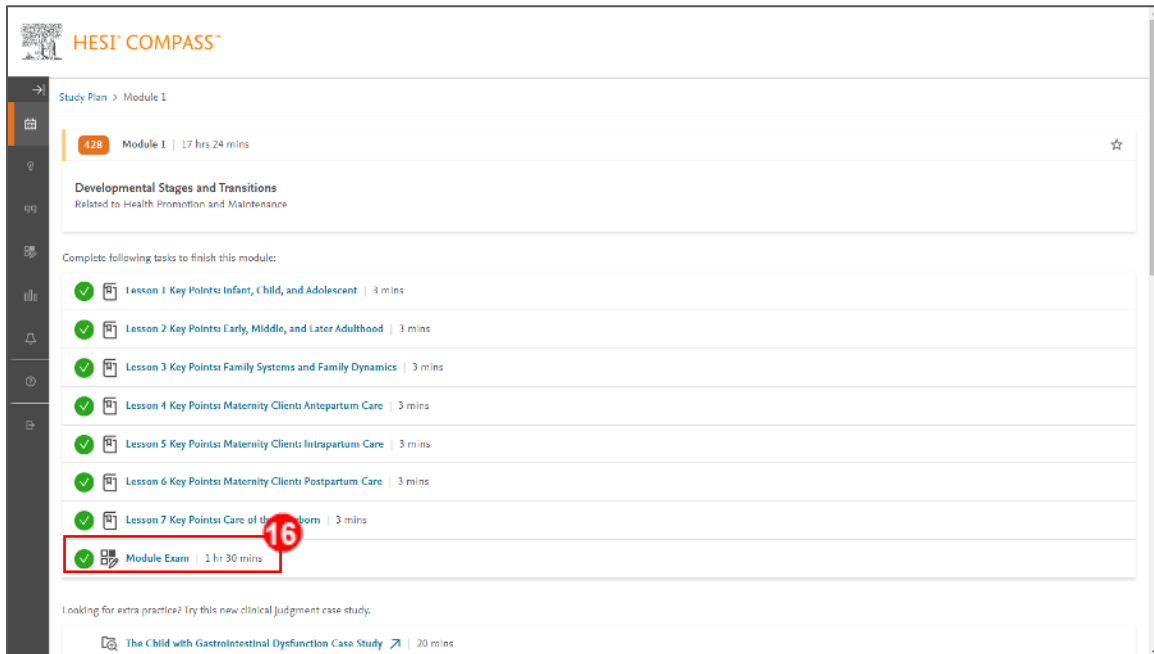
13. The last page of each lesson is a Conclusion page letting you know it is the end of the lesson.

The screenshot shows the HESI/SAUNDERS Online Review for the NCLEX-RN® Examination interface. At the top, there is a purple header with the text "HESI/SAUNDERS Online Review for the NCLEX-RN® Examination" and three icons: a menu icon, a search icon, and a "TOP" icon. Below the header, the page is titled "Module 1: Developmental Stages and Transitions". Underneath, it says "Lesson 2: Early Adulthood, Middle Adulthood, and Later Adulthood" with navigation buttons for "PREVIOUS 36 / 36 NEXT". The main content area is titled "LESSON 2 CONCLUSION" and contains a paragraph of text. The text reads: "Congratulations! You have completed the lesson on **Early Adulthood, Middle Adulthood, and Later Adulthood**. If you feel comfortable with this content and your performance, continue to the next lesson or go to the **Course Outline** to select your next lesson. When you have completed all lessons in the module, take the **Module 1 Exam: Developmental Stages and Transitions in Early Life** to test your knowledge."

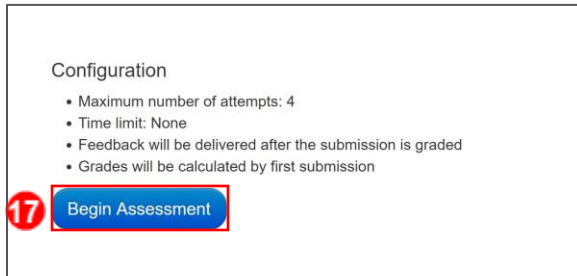
- 14. You will be able to repeat the self-check and testlet questions if you repeat a lesson.
- 15. As you complete each Lesson, you will see a green checkmark next to it. At the bottom of each module page, the lessons are listed again. Here, you can either Return to a lesson or Start it. You can also click on **Key Points** to see the priority points for that specific lesson.



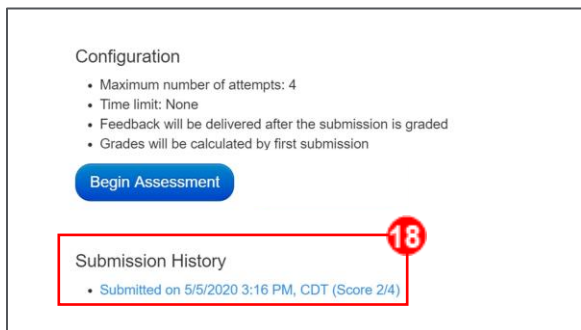
- 16. Once you have viewed each lesson in a module, the **Module Exam** will open up to you.



17. Each module exam has 100 questions and should take approximately 90 minutes to complete. The exam will display one question at a time and will not have a time limit. You will have 4 attempts. Click **Begin Assessment**.



18. It is recommended that you take each module exam in one sitting, but you do have the option to leave the exam and come back to it later if needed. Module exams are graded and the first attempt scores will be reported to your school faculty. Please note that your school may choose to use your HESI Compass scores as part of your course grade.



19. After completing each module exam, you will be able to review all the exam questions along with the rationales.

Submission Details

- Submission Date: 12/8/2020
- Submission Time: 8:42 PM
- Points Awarded: 8736.75
- Points Missed: 865.25
- Number of Attempts Allowed: 5
- Not Scored: 0
- Percentage: 90.05%

1. A nurse is providing information to a group of pregnant clients and their partners about the psychosocial development of an infant. Using Erikson's theory of psychosocial development, what should the nurse tell the group about the infants? ID: 20841671592

A. Tolerate a great deal of frustration and discomfort to develop a healthy personality

B. Ignore needs for short periods to develop a healthy personality

C. Experience frustration to allow an infant to cry for a while before meeting his or her needs

D. Rely on the fact that their needs will be met **Correct**

Rationale: According to Erikson's theory of psychosocial development, infants struggle to establish a sense of basic trust rather than a sense of basic mistrust in their world, their caregivers, and themselves. If provided with consistent satisfying experiences that are delivered in a timely manner, infants come to rely on the fact that their needs are met and that, in turn, they will be able to tolerate some degree of frustration and discomfort until those needs are met. This sense of confidence is an early form of trust and provides the foundation for a healthy personality. Therefore the other options are incorrect.

Test-Taking Strategy: Eliminate the option that contains the **closed-ended word "must."** Eliminate the options that are **comparable or alike** and indicate that experiencing frustration is necessary.

Review: Erikson's theory of psychosocial development as it relates to the infant.

Level of Cognitive Ability: Applying

Client Needs: Health Promotion and Maintenance

Integrated Process: Teaching and Learning

Content Area: Developmental Stages

Giddens Concepts: Development, Reproduction

HESI Concepts: Developmental, Sexuality/Reproduction

Awarded 99.0 points out of 99.0 possible points.

Page 1 of 98

