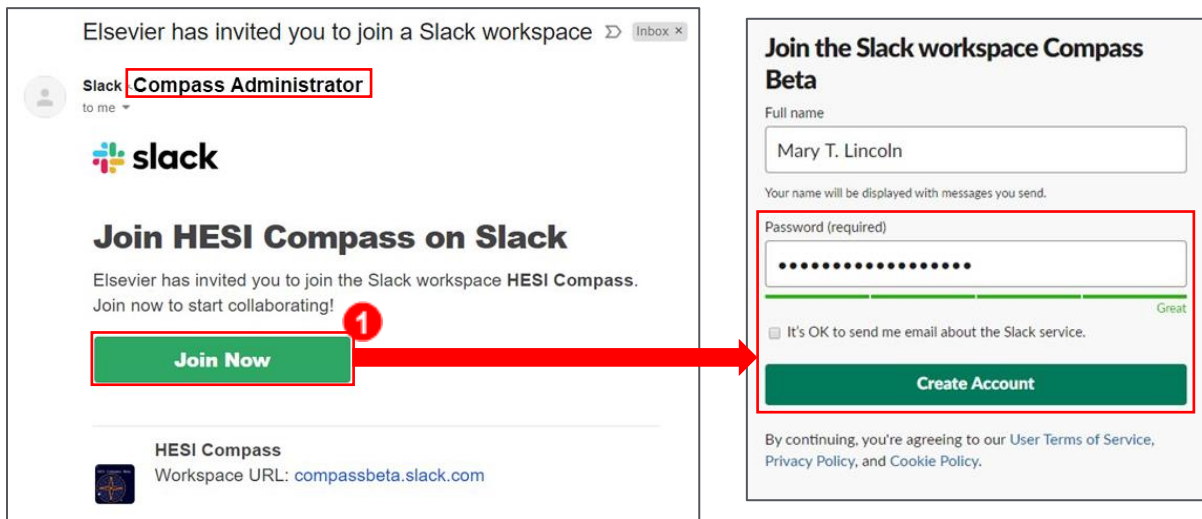


# HESI™ Compass® Student Orientation: Slack

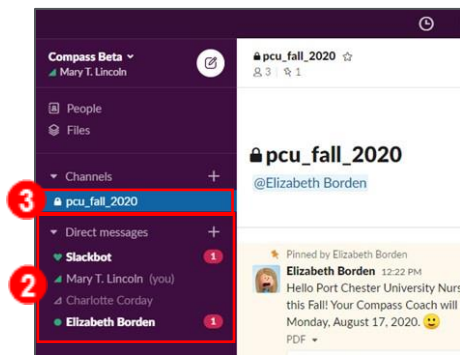
1. **NOTE:** Before you first log into your HESI™ Compass® course in Evolve, you will have received an invitation to your school's **HESI Compass Slack**



channel. The invitation will be sent to your school email address. The sender will be labeled **Compass Administrator**. Click the **Join Now** button to get started. You will be asked to enter a password of your choosing and then click **Create Account** to join Slack.



2. Throughout your entire Compass course, all communication regarding your HESI Compass course and access to your Compass coach will occur via Slack. This will be your primary communication platform for Compass. You will also be able to privately message your coach and instructors using the **Slack Direct Message** feature.
3. The first time you enter Slack you will see your school's **channel**.

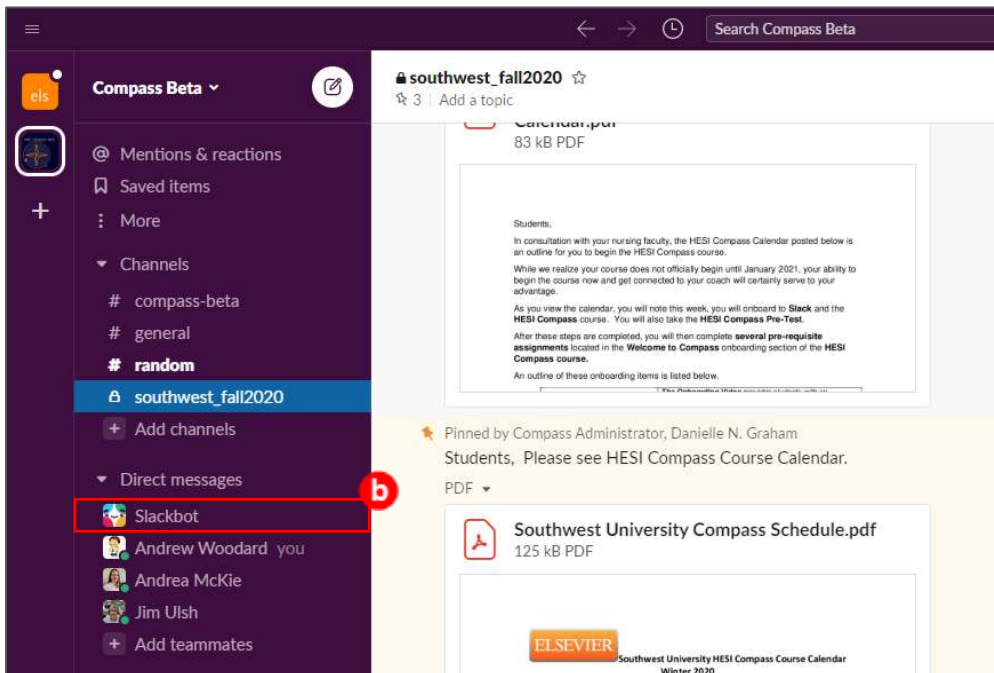
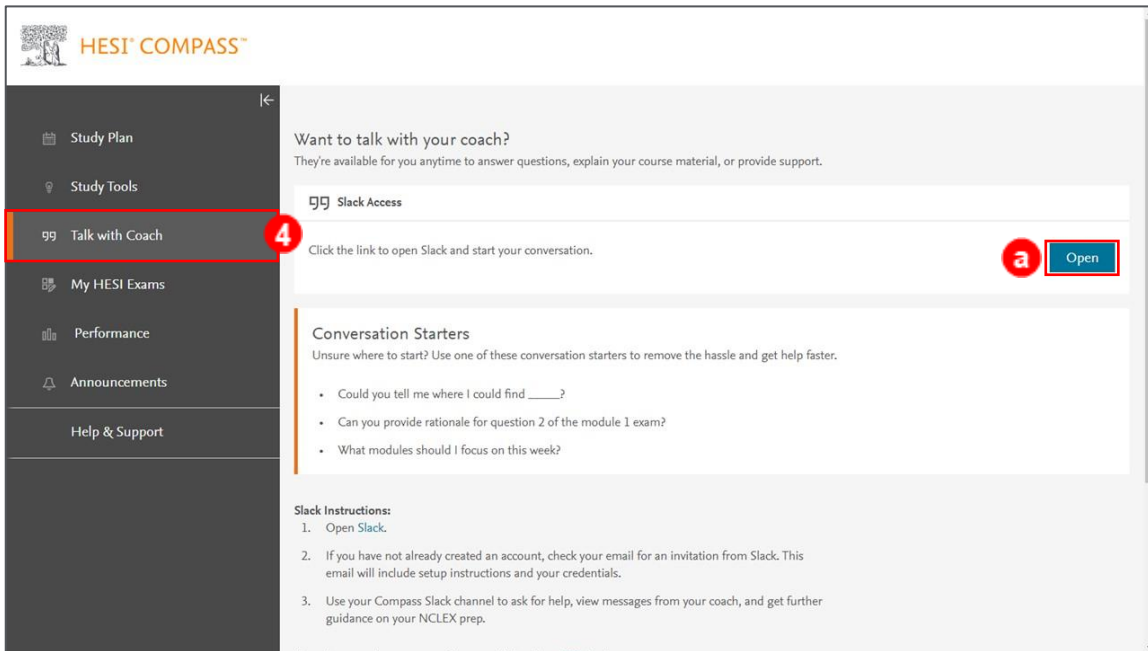


4. Once you have joined Slack, you will be able to access it from within your Compass course.

Click **Talk with Coach** on the left.

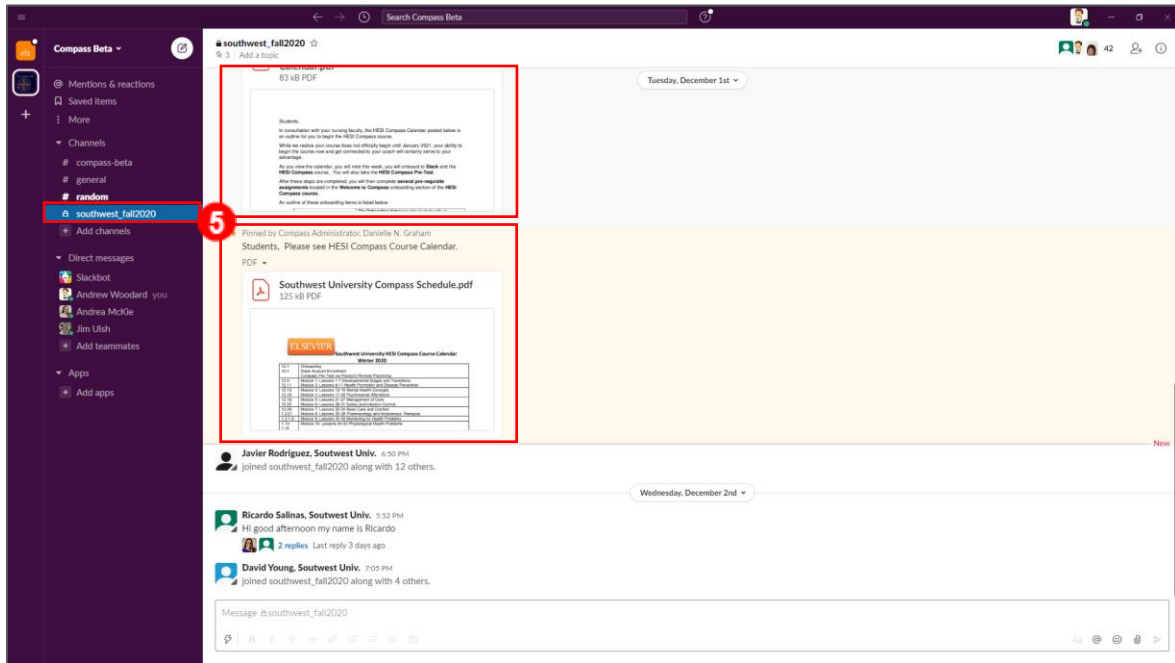
- a. Here you will find some basic instructions for Slack and an **Open** button to link to Slack.
- b. This will link you directly to your school's Compass **channel**.

**NOTE:** If you access Compass on a different computer, you may be asked to enter your Slack password.

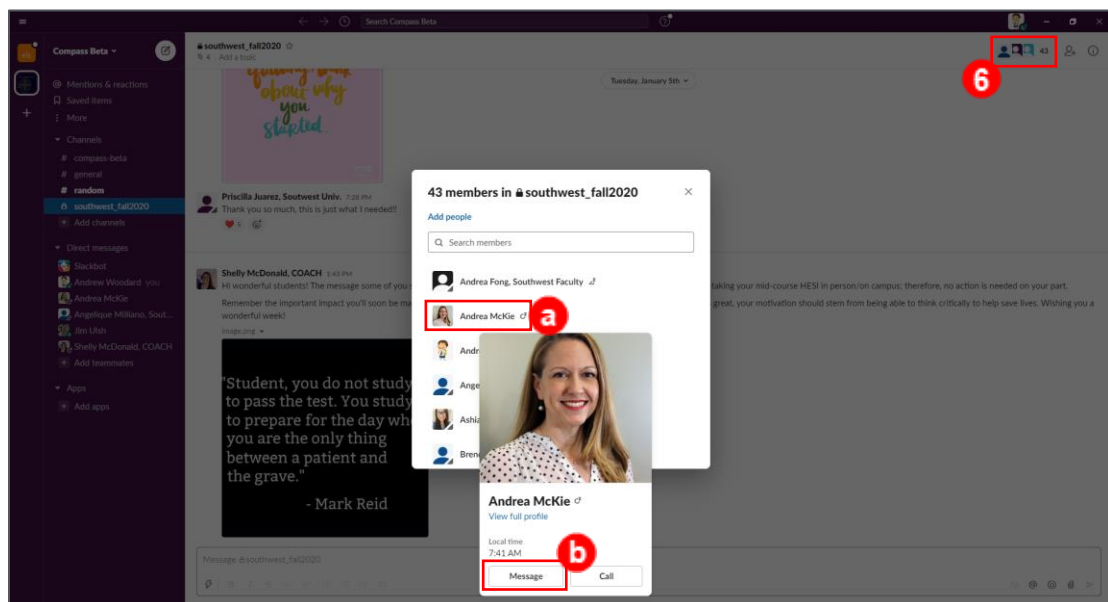


5. Within Slack, you will see your school **channel** listed on the left-hand **Navigation** list. Think of this as a chat room where you, your classmates, your Compass coach, and your instructors can communicate and stay connected during the course.

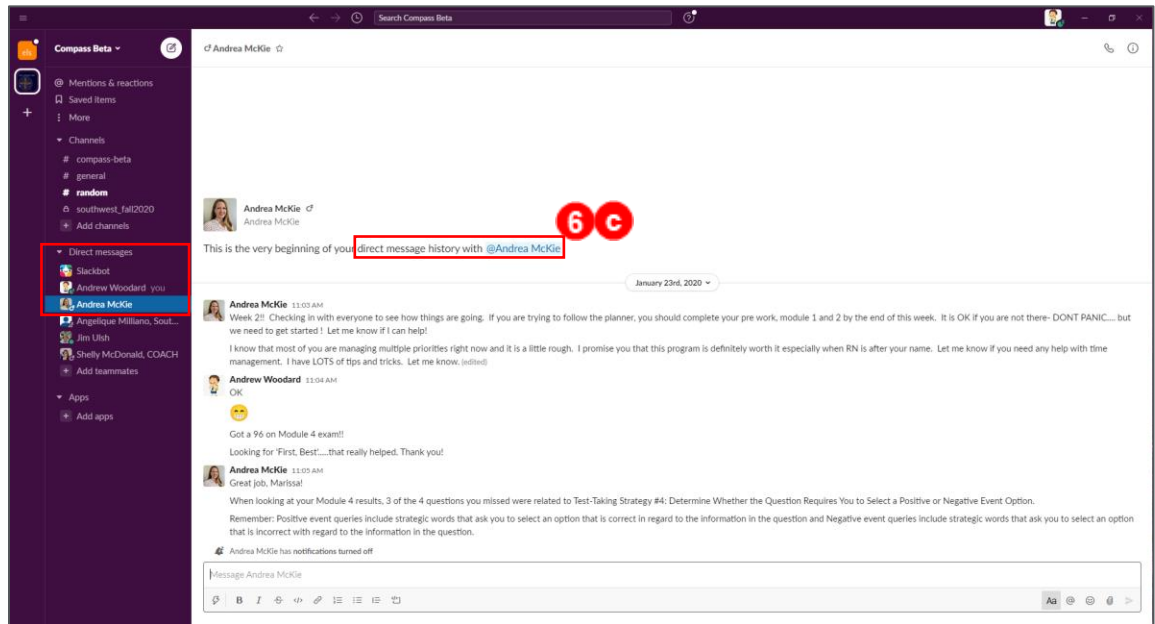
**NOTE:** Important information regarding your HESI Compass course will be posted here. For example, you will see your HESI Compass **course calendar** and important testing information.



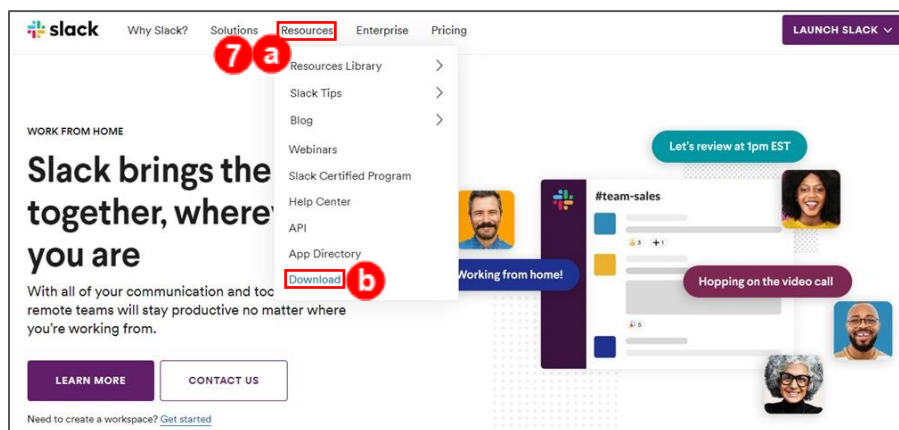
6. To privately message someone, you can click to view the **member list** in your school's **channel**.
  - a. Click on the **name** of the person you want to message,
  - b. Then, click the **Message** button.



- c. This will open a **private Direct Message** so you can discuss your exam scores or anything else that requires a one-on-one conversation.



- 7. There is a downloadable Slack application for Windows and Mac computers at [slack.com](https://slack.com).
  - a. Click **Resources**.
  - b. Select **Download** to install. Slack is also available for mobile devices in the (Android) **Google Play** and **Apple** app stores. We encourage you to download the Slack app to your smartphone to stay connected to your Compass course updates on the go!



Slack is © copyright, Slack Technologies, Inc.  
Google and the Google Play Store are © copyright Google LLC.  
Apple and the Apple App Store are © copyright Apple Inc.

END OF GUIDE

