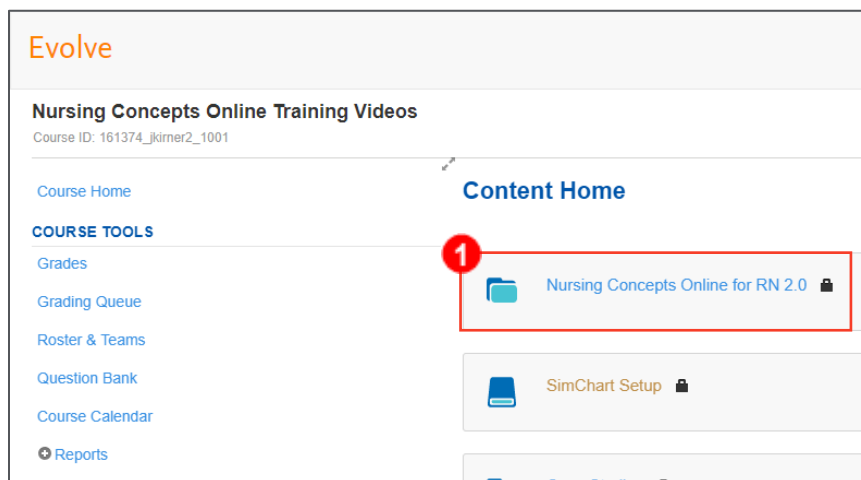


# Nursing Concepts Online – Creating Elsevier Adaptive Quizzing (EAQ) Self-Assessments Inside Nursing Concepts Online (NCO)

This guide will discuss how to create a Custom Adaptive Quiz inside NCO to study and assess knowledge on specific topics.

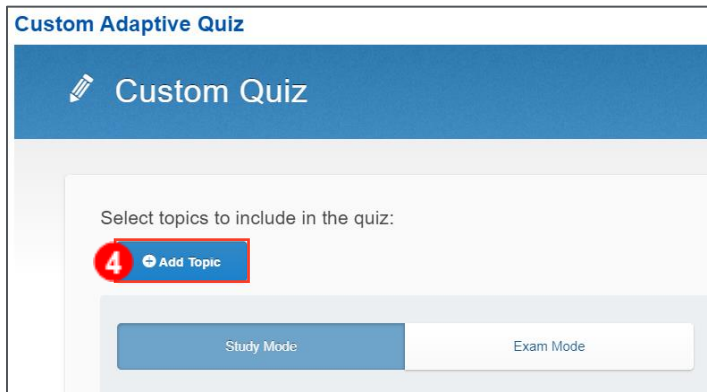
1. To get started, click the link to your Nursing Concepts Online course in Evolve.



2. Then, click **Custom Adaptive Quiz** under the *COURSE TOOLS* menu on the left side of the screen.
3. Click the **Create Custom Quiz** button.



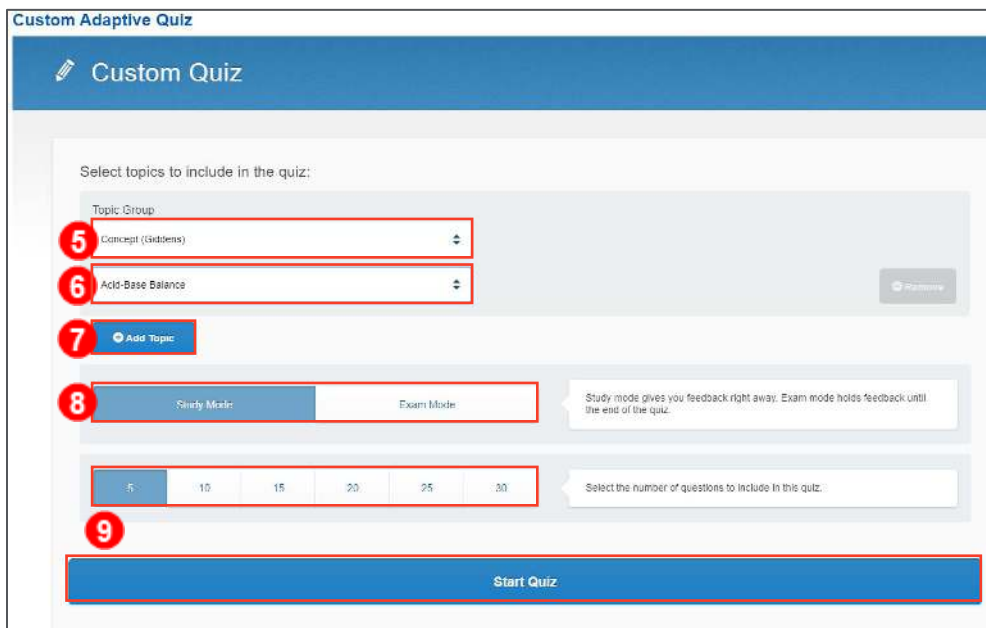
4. Then, click **Add Topic**.



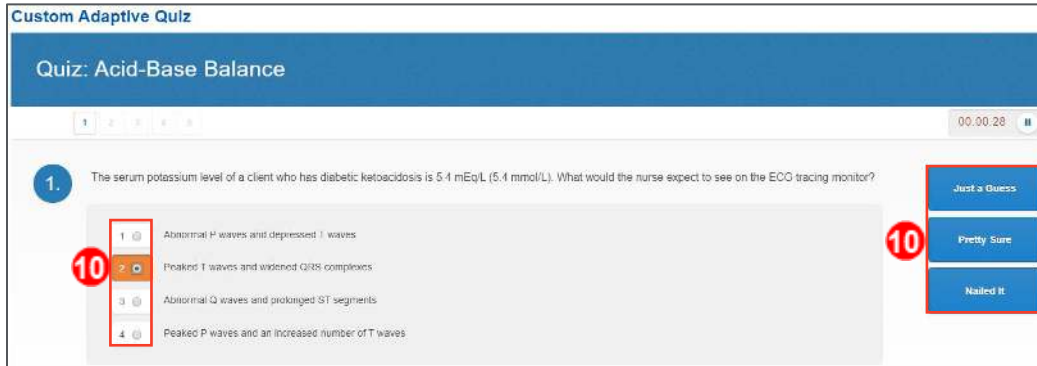
5. Under *Topic Group*, click the **drop-down** to make a selection.
6. A second drop-down box will open below. Click the **drop-down** to select a specific subject for the quiz.
7. Additional topics may be added by clicking **Add Topic** again and following the same procedure.
8. Next, click to select between two answer delivery options: *Study Mode* or *Exam Mode*.

**NOTE:** *Study Mode* will display the feedback (correct answer and rationales) after every question and at the end of the quiz. Alternatively, *Exam Mode* will display the feedback only at the end of the quiz.

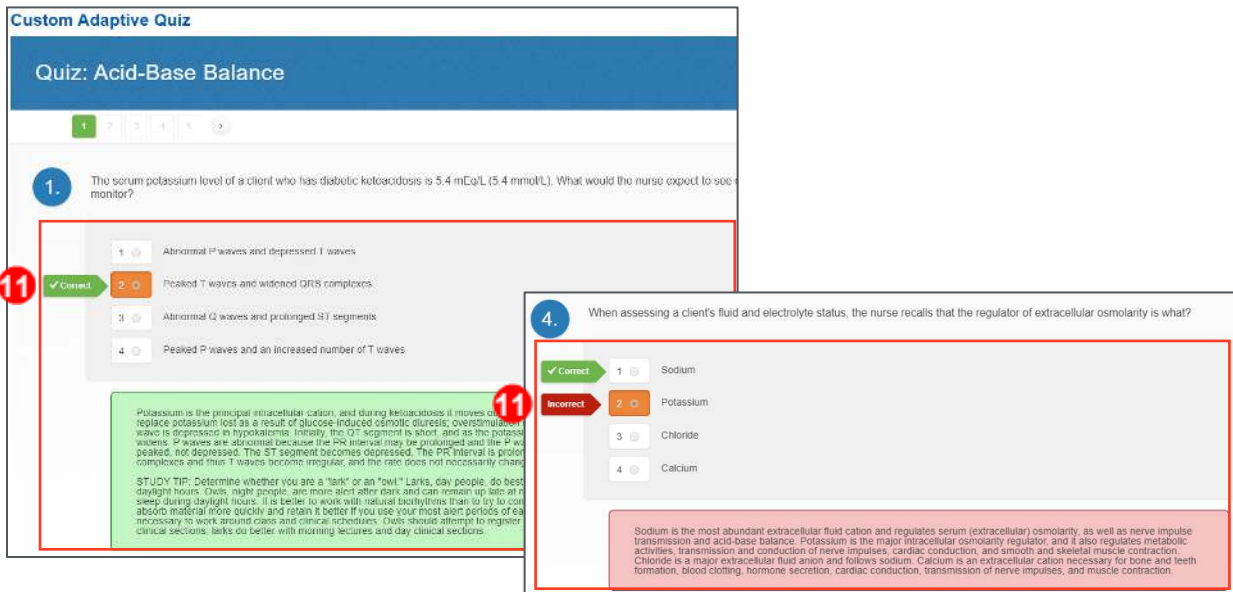
9. Select the number of quiz questions and click **Start Quiz**.



10. During the quiz, after clicking the radio button to the left of an answer to select it, there will be three confidence indicators: *Just a Guess*, *Pretty Sure*, and *Nailed It*. Click on the most appropriate confidence indicator to submit the answer.



11. If the quiz is in Study Mode, the correct answer and rationale will display immediately. Incorrect answers will be identified by a red arrow, and correct answers will be identified by a green arrow.




12. If the quiz is in Exam Mode, the quiz will simply move to the next question.

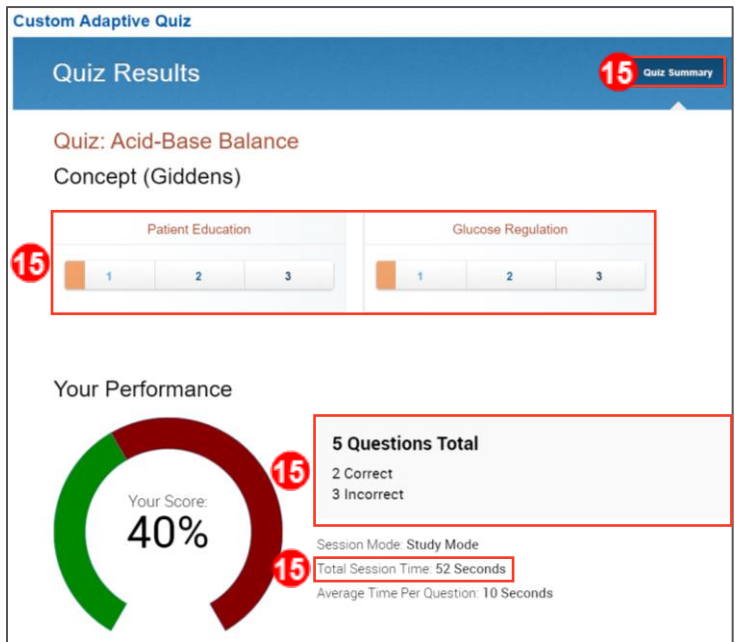
13. Once the quiz has been completed, click **Continue to Results** on the right side of the screen (not shown).



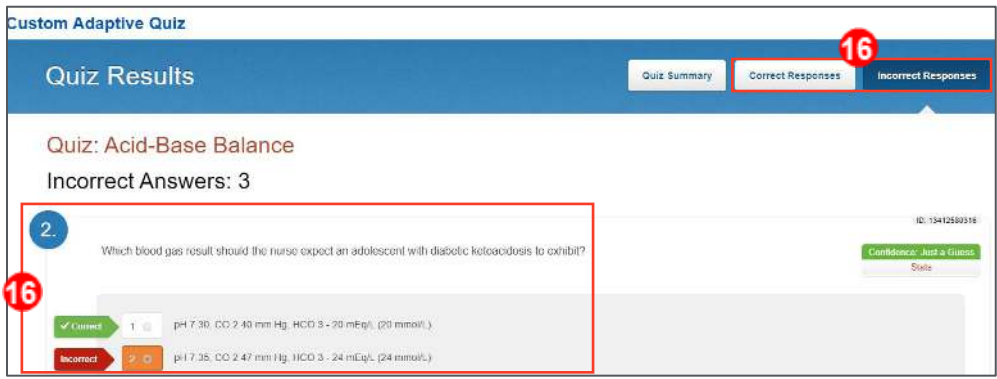
14. The results screen contains three tabs: *Quiz Summary*, *Correct Responses*, and *Incorrect Responses*.



15. The *Quiz Summary* tab will display the quiz details, such as which masteries improved, how many questions were answered correctly and incorrectly, and how much time was spent on the quiz.



16. Click the **Correct Responses** and **Incorrect Responses** tabs in the upper-right corner to review the quiz questions, answers, and rationales.



You have now reviewed how to create a Custom Adaptive Quiz inside NCO and are finished.

END OF GUIDE

