

Nursing Concepts Online – Viewing Your Elsevier Adaptive Quizzing (EAQ) Performance in Nursing Concepts Online (NCO)

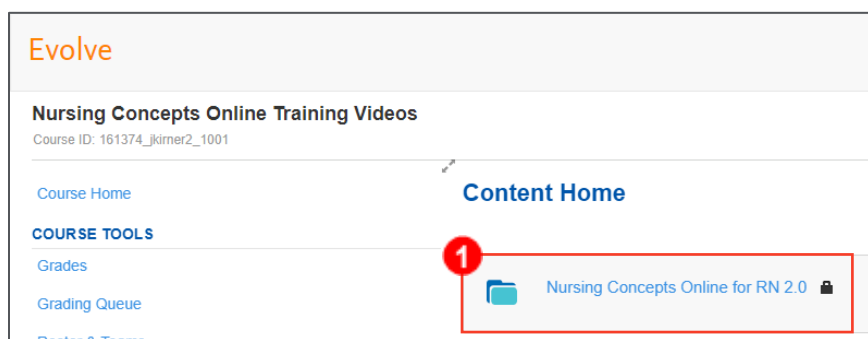
This guide demonstrates how to view individual EAQ performance inside NCO.

Contents

Accessing the Adaptive Mastery Report	1
Summary Tab	2
Detail Tab	3
History Tab	4

Accessing the Adaptive Mastery Report


1. First, click the link to your NCO course in Evolve.



2. Then, click **Adaptive Mastery Report** from the *COURSE TOOLS* menu on the left.



3. The *Adaptive Mastery Report* screen contains three tabs: *Summary*, *Detail*, and *History*.

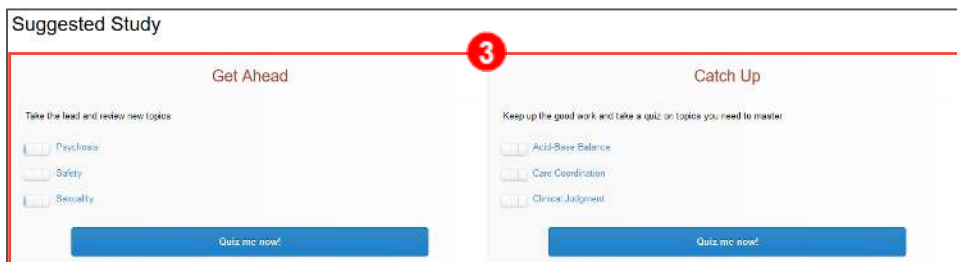


Summary Tab

1. The *Summary* tab displays the top three topics needing improvement. It also contains a *Start Quiz* button to begin a 12-question quiz over these three topics.
2. Below that is an *Engagement* graph displaying the level of individual activity since the beginning of the course. This graph will populate after three days of answering questions. The blue area represents the number of minutes spent each day, while the red line represents the number of questions answered.



3. At the bottom of this page, the *Suggested Study* area displays topics under two columns: *Get Ahead* and *Catch Up*. The *Get Ahead* topics are recommended study items. The *Catch Up* topics are areas where mastery is still in progress. Each of these columns contains a *Quiz Me Now* button that will start a 12-question quiz over the topics.



Detail Tab

1. For more information on Mastery progress, click the **Detail** tab in the upper right.
2. The *Student Detail* page displays every topic with individual student mastery compared to the class and national averages.

Adaptive Mastery Report

Adaptive Mastery Report Summary Detail History

Concept (Addictions) Content Area Client Needs Other -

Select a Category: Mastery # to Level Up # Answered

Topic	Mastery	Class Average	National Average
Add-Base Balance	1 2 3	1 2 3	1 2 3
Addition	1 2 3	1 2 3	1 2 3

3. To view how many questions were answered to level up in each mastery topic, click the **# to Level Up** tab. This tab displays the average number of questions that have been answered to level up for the individual student, Class, and National averages.

NOTE: These averages do not indicate how many additional questions are needed to level up, but instead display an average of how many questions it has taken to level up.

Adaptive Mastery Report

Adaptive Mastery Report Summary Detail History

Concept (Addictions) Content Area Client Needs Other -

Select a Category: Mastery # to Level Up # Answered

Topic	Average # of questions to level up	Class Average	National Average
Add-Base Balance	0	0	39.46
Addition	0	0	35.02

- To view how many questions have been answered and the percent answered correctly for each mastery topic, click the **# Answered** tab. The number of questions correct versus the number of questions answered per topic will display compared to the Class and National averages.
- The *# Answered* data may be organized differently by clicking on the *column titles*.

Adaptive Mastery Report

Summary Detail History

Concepts (Giddens) Content Area Client Needs Other

Select a Category: Mastery # to level up **# Answered**

Topic	#Correct / #Answered	Class #Correct / #Answered	National #Correct / #Answered
Acid-Base Balance	3 / 10 (30%)	3 / 10 (30%)	22362 / 36423 (61%)
Addition	0 / 0	0 / 0	16412 / 24982 (66%)

History Tab

- To view past quiz results, click the **History** tab in the upper right.
- The *History* tab displays data for instructor-assigned quizzes and for self-quizzes.

Adaptive Mastery Report

Summary Detail **History**

Sort By: Submitted

Quiz: Acid-Base Balance	10/30/2019 02:51 PM, CDT
3 Correct 1 Incorrect	
Quiz: Acid-Base Balance	10/30/2019 02:21 PM, CDT
2 Correct 3 Incorrect	
Quiz: Development	07/18/2019 01:34 PM, CDT

3. Click on a **quiz** to view performance, mastery progress, the length of time spent taking the quiz, and answer confidence levels.

The screenshot displays the 'Adaptive Mastery Report' for a quiz titled 'Acid-Base Balance'. At the top left, a red box highlights the quiz title with a red circle containing the number '3'. Below the title, a progress bar shows 2 correct and 3 incorrect answers. The main section is titled 'Quiz Results' and includes tabs for 'Quiz Summary', 'Correct Responses', and 'Incorrect Responses'. Under 'Quiz Results', there are two sub-sections: 'Patient Education' and 'Glucose Regulation', each with a progress bar. A 'Your Performance' section features a circular gauge showing a score of 40%. To the right, a box indicates '5 Questions Total', '2 Correct', and '3 Incorrect', with a red circle '3' next to it. Below this, it shows 'Session Mode: Study Mode', 'Total Session Time: 52 Seconds', and 'Average Time Per Question: 10 Seconds'. At the bottom, there is a 'Confidence Details' section.

4. Click the **Correct Responses** and **Incorrect Responses** tabs in the upper-right corner to review the quiz questions, answers, and rationales.

This screenshot shows a detailed view of a quiz question under the 'Correct Responses' tab. The question is: 'The serum potassium level of a client who has diabetic ketoacidosis is 0.4 mEq/L (0.4 mmol/L). What would the nurse expect to see on the ECG tracing monitor?'. The correct answer is 'Peaked T waves and widened QRS complexes'. The question is marked with a '1' in a blue circle and a '4' in a red circle. Below the question, there are four multiple-choice options, with the second one selected and marked 'Correct'. A detailed rationale is provided in a green box, explaining that potassium is the principal intracellular cation and during ketoacidosis it moves out of cells into the extracellular compartment to replace potassium lost as a result of glucose-induced osmotic diuresis, leading to peaked T waves and widened QRS complexes. A 'View Topic' button is located at the bottom left.

You have now reviewed all the main parts of the individual EAQ performance reports and are now finished.

END OF GUIDE

